

FBN Holdings Plc.
Unaudited Consolidated Interim Financial Statements
for the period ended 30 September 2018

FBN Holdings Plc.

DIRECTORS AND ADVISORS

DIRECTORS:

Dr. Oba A. Otudeko, CFR
U. K. Eke, MFR
Oye Hassan-Odukale, MFR
Chidi Anya
Hamza Sule Wuro Bokki, Ph.D
Omatseyin Ayida
Debola Osibogun
Dr. Adesola Adeduntan
Cecilia Akintomide, OON
Oluwande Muoyo

Non-Executive Director (Group Chairman)
Group Managing Director
Non-Executive Director
Non-Executive Director
Non-Executive Director
Non-Executive Director
Non-Executive Director
Non-Executive Director
Non-Executive Director
Non-Executive Director

COMPANY SECRETARY:

Oluseye Kosoko

REGISTERED OFFICE:

Samuel Asabia House
35, Marina
Lagos

AUDITOR:

PricewaterhouseCoopers
(Chartered Accountants)
Landmark Towers, Plot 5B, Water Corporation Road,
Oniru, Lagos

REGISTRAR:

First Registrars & Investor Services Limited
Plot 2, Abebe Village Road,
Iganmu, Lagos

BANKERS:

First Bank of Nigeria Limited
35 Marina,
Lagos

FBNQuest Merchant Bank Limited
10 Keffi Street, Ikoyi
Lagos


FBN Holdings Plc.

NOTES TO THE CONSOLIDATED FINANCIAL STATEMENTS
At 30 SEPTEMBER 2018

Certification pursuant to section 60(2) of Investment and Securities Act No. 29 of 2007

We the undersigned hereby certify the following with regards to our financial report for the period ended 30 September 2018 that:

- (a) We have reviewed the report;
- (b) To the best of our knowledge, the report does not:
 - (i) contain any untrue statement of a material fact, or
 - (ii) Omit to state a material fact, which could make the statements misleading in the light of the circumstances under which such statements were made;
- (c) To the best of our knowledge, the financial statements and other financial information included in the report fairly represent in all material respects the financial condition and results of operations of the Company as of, and the periods presented in the report.
- (d) We:
 - (i) Are responsible for establishing and maintaining internal controls.
 - (ii) Have designed such internal controls to ensure that material information relating to the Company and its consolidated subsidiaries is made known to such officers by others within those entities particularly during the period in which the periodic reports are being prepared.
 - (iii) Have evaluated the effectiveness of the Company's internal controls as of date within 90 days prior to the reports.
- (iv) Have presented in the report our conclusions about the effectiveness of our internal controls based on our evaluation as of that date.
- (e) We have disclosed to the auditors of the Company and the audit committee:
 - (i) All significant deficiencies in the design or operation of internal controls which would adversely affect the Company's ability to record, process, summarize and report financial data and have identified for the Company's auditors any material weakness in internal controls, and
 - (ii) Any fraud, whether or not material, that involve management or other employees who have significant role in the Company's internal controls;
- (f) We have identified in the report whether or not there were significant changes in the internal controls or other factors that could significantly affect internal controls subsequent to the date of our evaluation, including any corrective actions with regards to significant deficiencies and material weaknesses.



U. K. EKE, MFR
Group Managing Director
FRC/2013/ICAN/00000002352



OYEWALE ARIYIBI
Chief Financial Officer
FRC/2013/ICAN/00000001251

INCOME STATEMENT

		GROUP			
	Note	Quarter to date 30 September 2018 N 'million	Year to date 30 September 2018 N 'million	Quarter to date 30 September 2017 N 'million	Year to date 30 September 2017 N 'million
Continuing operations					
Interest income	4	112,154	337,558	123,698	356,076
Interest expense	5	(40,268)	(116,032)	(33,438)	(101,731)
Net interest income		71,886	221,526	90,260	254,345
Impairment charge for credit losses	6	(23,375)	(76,185)	(35,180)	(97,588)
Net interest income after impairment charge for credit losses		48,511	145,341	55,080	156,757
Insurance premium revenue	7	5,049	12,350	3,326	10,523
Insurance premium revenue ceded to reinsurers		(653)	(1,906)	(782)	(2,470)
Net insurance premium revenue		4,396	10,444	2,544	8,053
Fee and commission income	8a	21,007	62,669	17,521	54,283
Fee and commission expense	8b	(4,083)	(10,695)	(3,181)	(9,087)
Net gains on foreign exchange		10,909	23,852	594	5,602
Net (losses)/gains on investment securities	9	(155)	4,982	1,004	835
Net (losses)/gains from financial instruments at FVTPL	10	(1,065)	(2,539)	2,644	8,598
Dividend income	11	22	2,265	160	1,986
Other operating income		872	2,223	2,142	3,495
Insurance claims		(927)	(2,704)	(984)	(2,531)
Personnel expenses		(24,669)	(69,733)	(21,059)	(63,059)
Depreciation, amortisation and impairment		(4,741)	(12,627)	(3,894)	(11,581)
Operating expenses	12	(37,625)	(102,171)	(32,827)	(98,174)
Operating profit		12,452	51,307	19,744	55,177
Share of profit of associates		11	33	62	256
Profit before tax		12,463	51,340	19,806	55,433
Income tax expense	13	(1,036)	(6,393)	(3,452)	(9,594)
PROFIT FOR THE PERIOD FROM CONTINUING OPERATIONS		11,427	44,947	16,354	45,839
Discontinued operations					
Loss for the period from discontinued operations		(6)	(50)	(289)	(837)
PROFIT FOR THE PERIOD		11,421	44,897	16,065	45,002
Profit attributable to:					
Owners of the parent		11,121	43,627	15,465	44,157
Non-controlling interests		300	1,270	600	845
		11,421	44,897	16,065	45,002
Earnings per share attributable to owners of the parent					
Basic/diluted earnings per share (expressed in naira per share):	37				
From continuing operations			1.22		1.25
From discontinued operations			(0.00)		(0.02)
From profit for the period			<u>1.22</u>		<u>1.22</u>

INCOME STATEMENT

		COMPANY			
	Note	Quarter to date 30 September 2018 N 'million	Year to date 30 September 2018 N 'million	Quarter to date 30 September 2017 N 'million	Year to date 30 September 2017 N 'million
Continuing operations					
Interest income	4	366	1,683	535	1,681
Interest expense	5	-	-	-	-
Net interest income		366	1,683	535	1,681
Impairment charge for credit losses	6	-	-	-	-
Net interest income after impairment charge for credit losses		366	1,683	535	1,681
Insurance premium revenue	7	-	-	-	-
Insurance premium revenue ceded to reinsurers		-	-	-	-
Net insurance premium revenue		-	-	-	-
Fee and commission income	8a	-	-	-	-
Fee and commission expense	8b	-	-	-	-
Net gains on foreign exchange		16	55	-	8
Net (losses)/gains on investment securities	9	(3)	4	8	15
Other operating income		9	33	8	29
Personnel expenses		(118)	(398)	(126)	(387)
Depreciation, amortisation and impairment		(89)	(303)	(99)	(297)
Operating expenses	12	(576)	(1,897)	(689)	(1,829)
Loss before tax		(395)	(823)	(363)	(780)
Income tax expense	13	(13)	(38)	(13)	(40)
LOSS FOR THE PERIOD FROM CONTINUING OPERATIONS		(408)	(861)	(376)	(820)
LOSS FOR THE PERIOD		(408)	(861)	(376)	(820)
Loss attributable to:					
Owners of the parent		(408)	(861)	(376)	(820)
Non-controlling interests		-	-	-	-
		(408)	(861)	(376)	(820)
Earnings per share attributable to owners of the parent					
Basic/diluted earnings per share (expressed in naira per share):	37				
From continuing operations			(0.02)		(0.02)
From discontinued operations			-		-
From loss for the period			(0.02)		(0.02)

STATEMENT OF COMPREHENSIVE INCOME

STATEMENT OF COMPREHENSIVE INCOME		GROUP			
Note	Quarter to date	Year to date	Quarter to date	Year to date	
	30 September	30 September	30 September	30 September	
	2018	2018	2017	2017	
	N 'million	N 'million	N 'million	N 'million	
PROFIT FOR THE PERIOD	11,421	44,897	16,065	45,002	
Other comprehensive income:					
Items that may be subsequently reclassified to profit or loss					
Net gains/(losses) on investments at fair value through other comprehensive income:					
-Unrealised net (losses)/gains arising during the period	(8,807)	(14,404)	4,764	6,782	
Exchange difference on translation of foreign operations	4,318	5,684	965	4,624	
Items that will not be reclassified to profit or loss					
Share of other comprehensive income of associates	-	-	(55)	(55)	
Other comprehensive income for the period	(4,489)	(8,720)	5,674	11,351	
TOTAL COMPREHENSIVE INCOME FOR THE PERIOD	6,932	36,177	21,739	56,353	
Total comprehensive income attributable to:					
Owners of the parent	6,678	34,942	20,887	55,171	
Non-controlling interests	254	1,235	852	1,182	
	6,932	36,177	21,739	56,353	
Total comprehensive income attributable to owners of the parent arises from :					
Continuing operations	6,705	34,969	21,176	56,008	
Discontinued operations	(27)	(27)	(289)	(837)	
	6,678	34,942	20,887	55,171	


STATEMENT OF COMPREHENSIVE INCOME


Note	COMPANY			
	Quarter to date 30 September 2018 N 'million	Year to date 30 September 2018 N 'million	Quarter to date 30 September 2017 N 'million	Year to date 30 September 2017 N 'million
LOSS FOR THE PERIOD	(408)	(861)	(376)	(820)
Other comprehensive income:				
Items that may be subsequently reclassified to profit or loss				
Net (lossess)/gains on investments at fair value through other comprehensive income:				
-Unrealised net (lossess)/gains arising during the period	(34)	(139)	16	26
Other comprehensive income for the period	(34)	(139)	16	26
TOTAL COMPREHENSIVE INCOME FOR THE PERIOD	(442)	(1,000)	(360)	(794)
Total comprehensive income attributable to:				
Owners of the parent	(442)	(1,000)	(360)	(794)
Non-controlling interests	-	-	-	-
	(442)	(1,000)	(360)	(794)
Total comprehensive income attributable to owners of the parent arises from :				
Continuing operations	(442)	(1,000)	(360)	(794)
Discontinued operations	-	-	-	-
	(442)	(1,000)	(360)	(794)

STATEMENT OF FINANCIAL POSITION

STATEMENT OF FINANCIAL POSITION		GROUP		COMPANY	
		30 September	31 December	30 September	31 December
		Note	2018	2017	2018
		N 'million	N 'million	N 'million	N 'million
ASSETS					
Cash and balances with central banks	14	643,318	641,881	-	-
Loans and advances to banks	16	791,442	742,929	7,280	7,585
Loans and advances to customers	17	1,924,540	2,001,223	114	108
Financial assets at fair value through profit or loss	18	113,440	83,713	-	-
Investment securities:					
-Fair value through other comprehensive income	19	663,470	-	8,619	-
-Available for sale	19	-	1,122,757	-	9,842
-Held at amortised cost	19	669,275	-	-	-
-Held to maturity	19	-	108,283	-	-
-Loans and receivables		-	17,568	-	-
Asset pledged as collateral	20	234,960	208,925	-	-
Other assets	25	135,799	132,731	512	9,011
Investment properties	26	1,993	1,993	-	-
Investments in associates accounted for using the equity method	22	1,390	1,357	-	-
Investment in subsidiaries	21	-	-	242,395	242,395
Property, plant and equipment	23	93,015	88,263	476	680
Intangible assets	24	15,007	16,211	-	-
Deferred tax assets		21,529	18,554	-	-
		5,309,178	5,186,388	259,396	269,621
Asset held for sale		38,798	50,149	-	-
Total assets		5,347,976	5,236,537	259,396	269,621
LIABILITIES					
Deposits from banks	27	632,468	665,366	-	-
Deposits from customers	28	3,383,695	3,143,338	-	-
Financial liabilities at fair value through profit or loss		13,309	9,404	-	-
Current income tax liability	13	11,601	10,194	41	104
Other liabilities	31	226,052	261,725	7,365	7,553
Liability on investment contracts	32	36,440	13,399	-	-
Liability on insurance contracts		31,033	21,734	-	-
Borrowings	29	312,578	420,919	-	-
Retirement benefit obligations	30	1,889	2,203	-	-
Deferred tax liabilities		1,082	606	-	-
		4,650,147	4,548,888	7,406	7,657
Liabilities held for sale		2,216	9,457	-	-
Total liabilities		4,652,363	4,558,345	7,406	7,657
EQUITY					
Share capital	33	17,948	17,948	17,948	17,948
Share premium	34	233,392	233,392	233,392	233,392
Retained earnings	34	172,696	170,775	269	10,104
Other reserves					
Statutory reserve	34	84,103	84,103	-	-
Capital reserve	34	1,223	1,223	10	10
Small scale investment reserve	34	10,925	6,076	-	-
Fair value reserve	34	64,219	77,981	371	510
Contingency reserve	34	1,764	1,257	-	-
Statutory credit reserve	34	41,705	42,816	-	-
Foreign currency translation reserve	34	53,799	48,115	-	-
		681,774	683,686	251,990	261,964
Non-controlling interest		13,839	(5,494)	-	-
Total equity		695,613	678,192	251,990	261,964
Total equity and liabilities		5,347,976	5,236,537	259,396	269,621

The unaudited consolidated interim financial statements were approved by the Board of Directors on 24 October 2018 and signed on its behalf by:


U. K. EKE, MFR
 Group Managing Director
 FRC/2013/CAN/00000002352


OYEWALE ARYIBI
 Chief Financial Officer
 FRC/2013/CAN/00000001251

FBN Holdings Plc.
CONSOLIDATED STATEMENT OF CHANGES IN EQUITY

Attributable to equity holders of the parent

	Share capital N 'million	Share premium N 'million	Retained earnings N 'million	Capital reserve N 'million	Statutory reserve N 'million	Small scale investment		Fair value reserve N 'million	Contingency reserve N 'million	Statutory credit reserve		Foreign currency translation reserve		Non-controlling interest N 'million	Total equity N 'million
						N 'million	N 'million			N 'million	N 'million	N 'million	N 'million		
Balance at 1 January 2017															
	17,948	233,392	161,631	1,223	76,226	6,076		27,507	727	23,640		34,753	583,123	(548)	582,575
Profit for the period															
Other comprehensive income	-	-	44,157	-	-	-	-	-	-	-	-	-	44,157	845	45,002
Foreign currency translation differences, net of tax															
Fair value changes on financial assets at FVOCI	-	-	-	-	-	-	-	6,390	-	-	-	4,624	4,624	-	4,624
Total comprehensive income	-	-	-	-	-	-	-	6,390	-	-	-	-	6,390	337	6,727
Transactions with owners															
Dividend	-	-	-	-	-	-	-	-	-	-	-	-	-	(88)	(7,267)
Disposal of minority interest	-	-	315	-	-	-	-	-	-	-	-	-	315	(925)	(610)
Transfer between reserves	-	-	(2,768)	-	12	2,515	-	241	-	-	-	-	-	-	-
Total transactions with Owners	-	-	(9,632)	-	12	2,515	-	241	-	-	-	-	(6,864)	(1,013)	(7,877)
At 30 September 2017	17,948	233,392	196,156	1,223	76,238	8,591	33,897	968	23,640	39,377	631,430	(379)	631,051		
Balance at 1 January 2018															
Initial application of IFRS 9	-	-	(28,487)	-	-	-	-	607	-	-	-	-	(27,880)	-	(27,880)
Restated opening balance	17,948	233,392	142,288	1,223	84,103	6,076	78,588	1,257	42,816	48,115	683,686	(5,494)	678,192		678,192
Profit for the period															
Other comprehensive income	-	-	43,627	-	-	-	-	-	-	-	-	-	43,627	1,270	44,898
Foreign currency translation differences, net of tax															
Fair value changes on financial assets at FVOCI	-	-	-	-	-	-	-	(14,369)	-	-	-	5,684	5,684	-	5,684
Total comprehensive income	-	-	43,627	-	-	-	(14,369)	-	-	-	-	(14,369)	(35)	(14,404)	(14,404)
Transactions with owners															
Dividend paid	-	-	(8,974)	-	-	-	-	-	-	-	-	-	-	-	-
Additional investment by NCI	-	-	-	-	-	-	-	-	-	-	-	-	-	-	-
Transfer between reserves	-	-	(4,245)	-	-	4,849	-	507	(1,111)	-	-	-	-	18,097	18,097
Total transactions with Owners	-	-	(13,219)	-	-	4,849	-	507	(1,111)	-	-	-	-	-	-
At 30 September 2018	17,948	233,392	172,696	1,223	84,103	10,925	64,219	1,764	41,705	53,799	681,774	13,839	695,613		695,613

FBN Holdings Plc.
COMPANY STATEMENT OF CHANGES IN EQUITY

Balance at 1 January 2017

Loss for the period
Other comprehensive income
Fair value changes on financial assets at FVOCI
Total comprehensive income
Transactions with owners
Dividends
Total transactions with Owners
At 30 September 2017

Balance at 1 January 2018

Loss for the period
Other comprehensive income
Fair value changes on financial assets at FVOCI
Total comprehensive income
Transactions with owners
Dividends
Total transactions with Owners
At 30 September 2018

**Attributable to equity holders
of the parent**

Share capital N 'million	Share premium N 'million	Retained earnings N 'million	Capital reserve N 'million	Fair value reserve N 'million	Total N 'million
17,948	233,392	8,008	10	347	259,705
-	-	(820)	-	-	(820)
-	-	-	-	26	26
-	-	(820)	-	26	(794)
-	-	(7,179)	-	-	(7,179)
-	-	(7,179)	-	-	(7,179)
17,948	233,392	9	10	373	251,732
17,948	233,392	10,104	10	510	261,964
-	-	(861)	-	-	(861)
-	-	-	-	(139)	(139)
-	-	(861)	-	(139)	(1,000)
-	-	(8,974)	-	-	(8,974)
-	-	(8,974)	-	-	(8,974)
17,948	233,392	269	10	371	251,990

STATEMENT OF CASH FLOWS

		GROUP		COMPANY	
	Note	30 September 2018 N 'million	30 September 2017 N 'million	30 September 2018 N 'million	30 September 2017 N 'million
Operating activities					
Cash flow used in operations	35	118,724	155,687	(2,737)	(2,818)
Income taxes paid		(7,842)	(9,436)	(63)	(88)
Interest received		334,454	351,855	1,934	1,591
Interest paid		(90,453)	(83,700)	-	-
Net cash flow generated from/ (used in) operating activities		354,883	414,406	(866)	(1,315)
Investing activities					
Purchase of investment securities		(303,455)	(282,847)	(8,067)	(9,683)
Proceeds from the sale of investment securities		251,116	118,257	8,859	11,919
Dividends received		2,265	1,986	8,791	10,404
Purchase of property, plant and equipment		(14,750)	(4,847)	(103)	(114)
Purchase of intangible assets		(2,216)	(2,419)	-	-
Proceeds on disposal of property, plant and equipment		825	183	-	-
Net cash flow (used in)/ generated from investing activities		(66,214)	(169,687)	9,480	12,526
Financing activities					
Dividend paid		(8,974)	(7,268)	(8,974)	(7,179)
Proceeds from new borrowings		37,252	87,187	-	-
Repayment of borrowings		(136,713)	(4,256)	-	-
Interest paid on borrowings		(18,471)	(16,857)	-	-
Transactions with NCI		18,097	(611)	-	-
Net cash flow generated from/ (used in) financing activities		(108,809)	58,195	(8,974)	(7,179)
Increase/ (Decrease) in cash and cash equivalents		179,860	302,914	(360)	4,032
Cash and cash equivalents at start of period		1,166,447	746,231	7,585	645
Effect of exchange rate fluctuations on cash held		2,502	1,034	55	-
Cash and cash equivalents at end of period	15	1,348,809	1,050,179	7,280	4,677

1 General information

These financial statements are the consolidated financial statements of FBN Holdings Plc. (the Company), and its subsidiaries (hereafter referred to as 'the Group'). The Registered office address of the Company is at 35 Marina, Samuel Asabia House, Lagos, Nigeria.

The principal activities of the Group are mainly the provision of commercial banking services, merchant banking and asset management services, insurance business services and provision of other financial services and corporate banking.

The unaudited consolidated financial statements for the year ended 30 September 2018 were approved and authorised for issue by the Board of Directors on 24 October 2018.

2 Summary of significant accounting policies

The principal accounting policies adopted in the preparation of separate and consolidated financial statements of the parent and the Group are set out below. These policies have been consistently applied to all the years presented, unless otherwise stated.

2.1 Basis of preparation

The Group's consolidated financial statements for the year ended 30 September 2018 have been prepared in accordance with International Financial Reporting Standards (IFRS) as issued by the International Accounting Standards Board (IASB), and with the applicable interpretations – International Financial Reporting Interpretations Committee (IFRIC) and Standard Interpretation Committee (SIC) as issued by IFRS Interpretation Committee. Additional information required by national regulations is included where appropriate.

The consolidated financial statements comprise the income statement, statement of comprehensive income, statement of financial position, the statement of changes in equity, statement of cash flows and the related notes for the Group and the Company.

The consolidated financial statements have been prepared in accordance with the going concern principle under the historical cost convention, modified to include fair valuation of particular financial instruments, to the extent required or permitted under IFRS as set out in the relevant accounting policies.

The preparation of the consolidated financial statements in conformity with IFRS requires the use of certain critical accounting estimates. It also requires directors to exercise judgement in the process of applying the accounting policies. Changes in assumptions may have a significant impact on the consolidated financial statements in the period the assumptions changed.

The Directors believe that the underlying assumptions are appropriate and that the Group's financial statements therefore present the financial position and results fairly. The areas involving a higher degree of judgement or complexity, or areas where assumptions and

2.1.1 Basis of measurement

These financial statements have been prepared on the historical cost basis except for the following:

- Derivative financial instruments which are measured at fair value.
- Non-derivative financial instruments, carried at fair value through profit or loss, are measured at fair value.
- Available for sale financial assets are measured at fair value through equity.
- The liability for defined benefit obligations is recognized as the present value of the defined benefit obligation less the fair value of the plan assets.
- The plan assets for defined benefit obligations are measured at fair value.
- Assets and liabilities held to maturity are measured at amortised cost.
- Loans and receivables are measured at amortised cost.

2.2 Changes in accounting policy and disclosures

2.2.1 New and amended standards adopted by the Group

The Group has applied the following standards and amendment for the first time for their annual reporting period commencing 1 January 2018.

(i) IFRS 15 - Revenue from Contracts with Customers (effective 1 January 2018)

IFRS 15 defines principles for recognising revenue and will be applicable to all contracts with customers. However, interest and fee income integral to financial instruments and leases will continue to fall outside the scope of IFRS 15 and will be regulated by the other applicable standards (e.g. IFRS 9 Financial Instruments and IFRS 16 Leases).

IFRS 15 provides a single, principles based five-step model to be applied to all contracts with customers. The five steps in the model are Identification of the contract with the customer, Identification of the performance obligations in the contract, Determination of the transaction price, Allocation of the transaction price to the performance obligations in the contracts, and Recognition of revenue when (or as) the entity satisfies a performance obligation.

The standard also specifies a comprehensive set of disclosure requirements regarding the nature, extent and timing as well as any uncertainty of revenue and the corresponding cash flows with customers. This standard does not have any significant impact on the Group.

(ii) IFRS 9 - Financial instruments (effective 1 January 2018)

In July 2014, the International Accounting Standards Board (IASB) issued the final version of IFRS 9 Financial Instruments (IFRS 9, or the standard), bringing together the classification and measurement, impairment and hedge accounting phases of the IASB's project to replace IAS 39 and all previous versions of IFRS 9.

Classification and Measurement:

IFRS 9 requires all financial assets, except equity instruments and derivatives, to be assessed based on a combination of the entity's business model assessment (BMA) and a contractual cash flow characteristics test to determine if payments are solely payment of principal and interest (SPPI). The result of the two assessments will determine the classification of financial assets into one of three categories:

- amortised cost,
- fair value through other comprehensive income (FVOCI), and
- fair value through profit or loss (FVTPL)

IFRS 9 also allows entities to continue to irrevocably designate instruments that qualify for amortised cost or FVOCI as FVTPL, if doing so eliminates or significantly reduces a measurement or recognition inconsistency. Equity instruments that are not held for trading may be irrevocably designated as FVOCI, with no subsequent reclassification of gains or losses to the income statement.

The accounting for financial liabilities is largely the same as the requirements of IAS 39, except for the treatment of gains or losses arising from an entity's own credit risk relating to liabilities designated at FVTPL. Such movements will be presented in OCI with no subsequent reclassification to the income statement, unless an accounting mismatch in profit or loss would arise.

Impairment:

IFRS 9 also fundamentally changed the loan loss impairment methodology. The standard replaced IAS 39's incurred loss approach with a forward-looking expected loss (ECL) approach. The Group is required to record an allowance for expected losses for all loans and other debt financial assets not held at FVTPL, together with loan commitments and financial guarantee contracts. The allowance is based on expected credit losses associated with the probability of default in the next twelve months unless there has been a significant increase in credit risk since origination, in which case the allowance is based on the probability of default over the life of the asset.

2.2.2 New standards, interpretations and amendments to existing standards that are not yet effective

A number of new standards, interpretations and amendments thereto, had been issued by IASB which are not yet effective, and have not been applied in preparing these consolidated financial statements. The following new standards, interpretations and amendments to existing standards have been published and are mandatory for the Group's accounting periods beginning after 1 January 2018.

(i) IFRS 17 - Insurance Contracts (1 January 2021)

IFRS 17 was issued in May 2017 and applies to annual reporting periods beginning on or after 1 January 2021. The new IFRS 17 standard establishes the principles for the recognition, measurement, presentation and disclosure of Insurance contracts within the scope of the Standard. The objective of IFRS 17 is to ensure an entity provides relevant information that faithfully represents those contracts.

This information gives a basis for users of financial statements to assess the effect that insurance contracts have on the entity's financial position, financial performance and cash flows. This standard does not impact the Group in anyway as the Bank and its subsidiary companies do not engage in insurance business.

(ii) **IFRS 16 – Leases (effective 1 January 2019)**
IFRS 16 has been issued to replace IAS 17.

IFRS 16 provides a single lessee accounting model, requiring lessees to recognise assets and liabilities for all leases unless term is 12 months or less or the underlying asset has a low value. Lessors continue to classify leases as operating or finance, with IFRS 16's approach to lessor accounting substantially unchanged from IAS 17.

The Group is yet to assess the full impact of the amendments and new standards.

2.3 Consolidation

The financial statements of the consolidated subsidiaries used to prepare the consolidated financial statements were prepared as of the parent company's reporting date.

a. **Subsidiaries**

Subsidiaries are all entities (including structured entities) over which the group has control. The group controls an entity when the group is exposed to, or has rights to, variable returns from its involvement with the entity and has the ability to affect those returns through its power over the entity. Subsidiaries are fully consolidated from the date on which control is transferred to the group. They are deconsolidated from the date that control ceases.

The assessment of control is based on the consideration of all facts and circumstances. The Group reassesses whether or not it controls an investee if fact and circumstances indicate that there are changes to one or more of the elements of control.

Investment in subsidiaries is measured at cost in the separate financial statements of the parent.

The group applies the acquisition method to account for business combinations. The consideration transferred for the acquisition of a subsidiary is the fair values of the assets transferred, the liabilities incurred to the former owners of the acquiree and the equity interests issued by the group.

The consideration transferred includes the fair value of any asset or liability resulting from a contingent consideration arrangement. Identifiable assets acquired and liabilities and contingent liabilities assumed in a business combination are measured initially at their fair values at the acquisition date. The group recognises any non-controlling interest in the acquiree on an acquisition-by-acquisition basis, either at fair value or at the non-controlling interest's proportionate share of the recognised amounts of acquiree's identifiable net assets.

Acquisition-related costs are expensed as incurred. If the business combination is achieved in stages, the acquisition date carrying value of the acquirer's previously held equity interest in the acquiree is re-measured to fair value at the acquisition date; any gains or losses arising from such re-measurement are recognised in profit or loss.

Any contingent consideration to be transferred by the group is recognised at fair value at the acquisition date. Subsequent changes to the fair value of the contingent consideration that is deemed to be an asset or liability is recognised in accordance with IAS 39 either in profit or loss or as a change to other comprehensive income.

Contingent consideration that is classified as equity is not re-measured, and its subsequent settlement is accounted for within equity.

The excess of the consideration transferred, the amount of any non-controlling interest in the acquiree and the acquisition-date fair value of any previous equity interest in the acquiree over the fair value of the identifiable net assets acquired is recorded as goodwill. If the total of consideration transferred, non-controlling interest recognised and previously held interest measured is less than the fair value of the net assets of the subsidiary acquired in the case of a bargain purchase, the difference is recognised directly in the income statement.

Inter-company transactions, balances and unrealised gains on transactions between group companies are eliminated. Unrealised losses are also eliminated. Where necessary, amounts reported by subsidiaries have been adjusted to conform with the group's accounting policies.

- b. **Changes in ownership interests in subsidiaries without change of control.**
Transactions with non-controlling interests that do not result in loss of control are accounted for as equity transactions – that is, as transactions with the owners in their capacity as owners. The difference between fair value of any consideration paid and the relevant share acquired of the carrying value of net assets of the subsidiary is recorded in equity. Gains or losses on disposals to non-controlling interests are also recorded in equity.
- c. **Disposal of subsidiaries**
When the group ceases to have control, any retained interest in the entity is re-measured to its fair value at the date when control is lost, with the change in carrying amount recognised in profit or loss. The fair value is the initial carrying amount for the purposes of subsequently accounting for the retained interest as an associate, joint venture or financial asset. In addition, any amounts previously recognised in other comprehensive income in respect of that entity are accounted for as if the group had directly disposed of the related assets or liabilities. This may mean that amounts previously recognised in other comprehensive income are reclassified to profit or loss.
- d. **Associates**
Associates are all entities over which the group has significant influence but not control, generally accompanying a shareholding of between 20% and 50% of the voting rights. Investment in associates is measured at cost in the separate financial statements of the investor. Investments in associates are accounted for using the equity method of accounting in the Consolidated Financial Statements of the Group. Under the equity method, the investment is initially recognised at cost, and the carrying amount is increased or decreased to recognise the investor's share of the profit or loss of the investee after the date of acquisition.

The group's investment in associates includes goodwill identified on acquisition.

If the ownership interest in an associate is reduced but significant influence is retained, only a proportionate share of the amounts previously recognised in other comprehensive income is reclassified to profit or loss where appropriate.

The group's share of post-acquisition profit or loss is recognised in the income statement, and its share of post-acquisition movements in other comprehensive income is recognised in other comprehensive income with a corresponding adjustment to the carrying amount of the investment. When the Group's share of losses in an associate equals or exceeds its interest in the associate, including any other unsecured receivables, the Group does not recognise further losses, unless it has incurred legal or constructive obligations or made payments on behalf of the associate.

The group determines at each reporting date whether there is any objective evidence that the investment in an associate is impaired. If this is the case, the Group calculates the amount of impairment as the difference between the recoverable amount of the associate and its carrying value and recognises the amount adjacent to share of profit/(loss) of associates in the income statement.

2.4 Segment reporting

Operating segments are reported in a manner consistent with the internal reporting provided to the chief operating decision-maker. The chief operating decision-maker, who is responsible for allocating resources and assessing performance of the operating segments, has been identified as the Group Executive Committee.

All transactions between business segments are conducted at arm's length, with inter-segment revenue and expenditure eliminated at the Group. Income and expenses directly associated with each segment is included in determining the segment's performance.

2.5 Common control transactions

A business combination involving entities or businesses under common control is excluded from the scope of IFRS 3: Business Combinations. The exemption is applicable where the combining entities or businesses are controlled by the same party both before and after the combination. Where such transactions occur, the Group, in accordance with IAS 8, uses its judgment in developing and applying an accounting policy that is relevant and reliable. In making this judgment, directors consider the requirements of IFRS dealing with similar and related issues and the definitions, recognition criteria and measurement concepts for assets, liabilities, income and expenses in the framework.

Directors also consider the most recent pronouncements of other standard setting bodies that use a similar conceptual framework to develop accounting standards, to the extent that these do not conflict with the IFRS Framework or any other IFRS or interpretation.

Accordingly, the Group's policy is that the assets and liabilities of the business transferred are measured at their existing book value in the consolidated financial statements of the parent, as measured under IFRS. The Company incorporates the results of the acquired businesses only from the date on which the business combination occurs.

2.6 Foreign currency translation

- a. **Functional and presentation currency**
Items included in the financial statements of each of the Group's entities are measured using the currency of the primary economic environment in which the entity operates ('the functional currency').

The consolidated financial statements are presented in Nigerian Naira which is the group's presentation currency.
- b. **Transactions and balances**
Foreign currency transactions are translated into the functional currency using the exchange rates prevailing at the dates of the transactions or valuation where items are re-measured. Foreign exchange gains and losses resulting from the settlement of such transactions and from the translation at year-end exchange rates of monetary assets and liabilities denominated in foreign currencies are recognised in the income statement.

Changes in the fair value of monetary securities denominated in foreign currency classified as available for sale are analysed between translation differences resulting from changes in the amortised cost of the security and other changes in the carrying amount of the security. Translation differences related to changes in amortised cost are recognised in profit or loss, and other changes in carrying amount are recognised in other comprehensive income.

Translation differences on non-monetary financial assets and liabilities such as equities held at fair value through profit or loss are recognised in profit or loss as part of the fair value gain or loss. Translation differences on non-monetary financial assets, such as equities classified as available for sale, are included in other comprehensive income.

c. Group companies

The results and financial position of all the group entities which have functional currency different from the Group's presentation currency, are translated into the Group's presentation currency as follows:

- assets and liabilities of each foreign operation are translated at the rates of exchange ruling at the reporting date;
- income and expenses of each foreign operation are translated at the average exchange rate for the period, unless this average is not a reasonable approximation of the rate prevailing on transaction date, in which case income and expenses are translated at the exchange rate ruling at transaction date; and
- all resulting exchange differences are recognised in other comprehensive income.

Goodwill and fair value adjustments arising on the acquisition of a foreign entity are treated as assets and liabilities of the foreign entity and translated at the closing rate. Exchange differences arising are recognised in other comprehensive income.

2.7 Income taxation

a. Current income tax

Income tax payable is calculated on the basis of the applicable tax law in the respective jurisdiction and is recognised as an expense (income) for the period except to the extent that current tax related to items that are charged or credited in other comprehensive income or directly to equity. In these circumstances, current tax is charged or credited to other comprehensive income or to equity (for example, current tax on equity instruments for which the entity has elected to present gains and losses in other comprehensive income).

b. Deferred tax

Deferred tax is recognised on temporary differences arising between the tax bases of assets and liabilities and their carrying amounts in the consolidated financial statements. However, deferred tax liabilities are not recognised if they arise from the initial recognition of goodwill; deferred tax is not accounted for if it arises from initial recognition of an asset or liability in a transaction other than a business combination that at the time of the transaction affects neither accounting nor taxable profit or loss.

Deferred tax is determined using tax rates (and laws) that have been enacted or substantively enacted by the balance sheet date and are expected to apply when the related deferred tax asset is realised or the deferred tax liability is settled.

Deferred tax assets are recognised only to the extent that it is probable that future taxable profit will be available against which the temporary differences can be utilised.

Deferred tax liabilities are provided on taxable temporary differences arising from investments in subsidiaries, associates and joint arrangements, except for deferred tax liability where the timing of the reversal of the temporary difference is controlled by the group and it is probable that the temporary difference will not reverse in the foreseeable future.

Deferred tax assets are recognised on deductible temporary differences arising from investments in subsidiaries, associates and joint arrangements only to the extent that it is probable the temporary difference will reverse in the future and there is sufficient taxable profit available against which the temporary difference can be utilised.

Deferred tax assets and liabilities are offset when there is a legally enforceable right to offset current tax assets against current tax liabilities and when the deferred taxes assets and liabilities relate to income taxes levied by the same taxation authority on either the same taxable entity or different taxable entities where there is an intention to settle the balances on a net basis.

Deferred tax assets and liabilities are only offset when they arise in the same tax reporting group and where there is both the legal right and the intention to settle on a net basis or to realise the asset and settle the liability simultaneously.

2.8 Inventories

The Group purchases and constructs properties for resale.

The Group recognises Property as inventory under the following circumstances:

- i. property purchased for the specific purpose of resale
- ii. property constructed for the specific purpose of resale
- iii. property transferred from investment property to inventories. This is permitted when the Group commences the property's development with a view to sale.

They are valued at the lower of cost and net realisable value. Cost comprises direct materials and, where appropriate, labour and production overheads which have been incurred in bringing the inventories and work in progress to their present location and condition. Cost is determined using weighted average cost. Net realisable value represents the estimated selling price less estimated costs to completion and costs to be incurred in marketing, selling and distribution.

2.9 Financial assets and liabilities

In accordance with IFRS 9, all financial assets and liabilities – which include derivative financial instruments – have to be recognised in the statement of financial position and measured in accordance with their assigned category.

2.9.1 Financial assets

The Group allocates financial assets into one of the following categories: Fair value through profit or loss, Amortised cost and Fair value through other comprehensive income. The Group classifies all financial assets on the basis of the business model for managing the asset and the contractual cashflow characteristics of the asset.

a. *Financial assets at fair value through profit or loss*

Financial assets measured at fair value through profit or loss include assets held for trading purposes, assets held as part of a portfolio managed on a fair value basis and assets whose cash flows do not represent payments that are solely payments of principal and interest. Financial assets may also be designated at FVTPL if by so doing eliminates or significantly reduces an accounting mismatch which would otherwise arise. These instruments are measured at fair value in the statement of financial position, with transaction costs recognized immediately in the income statement. Realized and unrealized gains and losses are also recognized in the income statement.

b. *Financial assets measured at amortised cost*

Financial assets are measured at amortised cost if they are held within a business model whose objective is to hold for collection of contractual cash flows where those cash flows represent solely payments of principal and interest. After initial measurement, debt instruments in this category are carried at amortized cost using the effective interest rate method. The effective interest rate is the rate that discounts estimated future cash payments or receipts through the expected life of the financial asset to the gross carrying amount of a financial asset. Amortized cost is calculated taking into account any discount or premium on acquisition, transaction costs and fees that are an integral part of the effective interest rate.

Amortization is included in interest income in the income statement. Impairment on financial assets measured at amortized cost is calculated using the expected credit loss approach. Loans and debt securities measured at amortized cost are presented net of the allowance for credit losses in the statement of financial position.

c. *Income*

Financial assets are measured at fair value through other comprehensive income (FVOCI) if they are held within a business model whose objective is to hold for collection of contractual cash flows and for selling financial assets, where the assets' cash flows represent payments that are solely payments of principal and interest. Subsequent to initial recognition, unrealized gains and losses on debt instruments measured at FVOCI are recorded in other comprehensive income (OCI), unless the instrument is designated in a fair value hedge relationship. When designated in a fair value hedge relationship any changes in fair value due to changes in the hedged risk is recognized in the income statement. Foreign exchange gains and losses that relate to the amortized cost of the debt instrument are recognized in the income statement. Premiums, discounts and related transaction costs are amortized over the expected life of the instrument to interest income in the income statement using the effective interest rate method.

d. *Recognition*

The Group uses settlement date accounting for regular way contracts when recording financial asset transactions. Financial assets that are transferred to a third party but do not qualify for derecognition are presented in the statement of financial position as 'Assets pledged as collateral', if the transferee has the right to sell or repledge them.

2.9.2 Financial liabilities

The Group's holding in financial liabilities is in financial liabilities at fair value through profit or loss and financial liabilities at amortised cost. Financial liabilities are derecognised when extinguished.

a. *Financial liabilities at fair value through profit or loss*

Financial liabilities at fair value through profit or loss are financial liabilities held for trading.

A financial liability is classified as held for trading if it is acquired or incurred principally for the purpose of selling or repurchasing it in the near term or if it is part of a portfolio of identified financial instruments that are managed together and for which there is evidence of a recent actual pattern of short-term profit-taking.

Derivatives are also categorised as held for trading unless they are designated and effective as hedging instruments. Financial liabilities held for trading also include obligations to deliver financial assets borrowed by a short seller.

Gains and losses arising from changes in fair value of financial liabilities classified held for trading are included in the income statement and are reported as 'Net gains/ (losses) on financial instruments classified as held for trading'. Interest expenses on financial liabilities held for trading are included in 'Net interest income'.

b. *Other liabilities measured at amortised cost*

Financial liabilities that are not classified at fair value through profit or loss fall into this category and are measured at amortised cost. Financial liabilities measured at amortised cost are deposits from banks or customers, debt securities in issue for which the fair value option is not applied, convertible bonds and subordinated debts.

2.9.3 Derivative financial instruments

Derivative financial instruments include swaps, forward rate agreements, futures, options and combinations of these instruments, and they primarily affect the Group's net interest income, net trading income, net fee and commission income and derivative assets and liabilities. Notional amounts of the contracts are not recorded on the balance sheet. All derivative financial instruments are held at fair value through profit or loss.

Derivatives are classified as assets when their fair value is positive or as liabilities when their fair value is negative. Derivative assets and liabilities arising from different transactions are only offset where there is a legal right of offset of the recognised amounts and the parties intend to settle the cash flows on a net basis, or realise the asset and settle the liability simultaneously.

2.9.4 Embedded derivatives

Hybrid contracts contain both a derivative and a non-derivative component. In such cases, the derivative component is termed an embedded derivative. Where the economic characteristics and risks of the embedded derivatives are not closely related to those of the host contract, and the host contract itself is not carried at fair value through profit or loss, the embedded derivative is bifurcated and measured at fair value with gains and losses being recognised in the income statement.

2.9.5 Determination of fair value

Fair value is defined as the price that would be received to sell an asset or paid to transfer a liability in an orderly transaction between market participants at the measurement date.

For financial instruments traded in active markets, the determination of fair values of financial assets and financial liabilities is based on quoted market prices or dealer price quotations. This includes listed equity securities and quoted debt instruments on major exchanges (for example, the Nigerian Stock Exchange (NSE)) and broker quotes from Bloomberg and Reuters.

A financial instrument is regarded as quoted in an active market if quoted prices are readily and regularly available from an exchange, dealer, broker, industry group, pricing service or regulatory agency, and those prices represent actual and regularly occurring market transactions on an arm's length basis.

If the above criteria are not met, the market is regarded as being inactive. Indications that a market is inactive are when there is a wide bid-offer spread or significant increase in the bid-offer spread or there are few recent transactions.

For all other financial instruments, fair value is determined using valuation techniques. In these techniques, fair values are estimated from observable data in respect of similar financial instruments, using models to estimate the present value of expected future cash flows or other valuation techniques, using inputs (for example, LIBOR yield curve, FX rates, volatilities and counterparty spreads) existing at the dates of the statement of financial position.

The Group uses widely recognised valuation models for determining fair values of non standardised financial instruments of lower complexity, such as options or interest rate and currency swaps. For these financial instruments, inputs into models are generally market-observable.

For more complex instruments, the Group uses internally developed models, which are usually based on valuation methods and techniques generally recognised as standard within the industry. Valuation models are used primarily to value derivatives transacted in the over-the-counter market, unlisted securities (including those with embedded derivatives) and other instruments for which markets were or have become illiquid. Some of the inputs to these models may not be market observable and are therefore estimated based on assumptions.

The output of a model is always an estimate or approximation of a value that cannot be determined with certainty, and valuation techniques employed may not fully reflect all factors relevant to the positions the Group holds. Valuations are therefore adjusted, where appropriate, to allow for additional factors including model risks, liquidity risk and counterparty credit risk.

Based on the established fair value model governance policies, and related controls and procedures applied, management believes that these valuation adjustments are necessary and appropriate to fairly state the values of financial instruments carried at fair value in the statement of financial position. Price data and parameters used in the measurement procedures applied are generally reviewed carefully and adjusted, if necessary – particularly in view of the current market developments.

The estimated fair value of loans and advances represents an estimation of the value of the loans using average benchmarked lending rates which were adjusted for specific entity risks based on history of losses.

2.9.6 De-recognition of financial instruments

The Group derecognises a financial asset only when the contractual rights to the cash flows from the asset expire or it transfers the financial asset and substantially all the risks and rewards of ownership of the asset to another entity. If the Group neither transfers nor retains substantially all the risks and rewards of ownership and continues to control the transferred asset, the Group recognises its retained interest in the asset and an associated liability for amounts it may have to pay. If the Group retains substantially all the risks and rewards of ownership of a transferred financial asset, the Group continues to recognise the financial asset and also recognises a collateralised borrowing for the proceeds received.

2.9.7 Reclassification of financial assets

Financial assets are not reclassified subsequent to their initial recognition, except in the period after the Group changes its business model for managing financial assets. A change in the Group's business model will occur only when the Group either begins or ceases to perform an activity that is significant to its operations.

2.10 Offsetting financial instruments

Master agreements provide that, if an event of default occurs, all outstanding transactions with the counterparty will fall due and all amounts outstanding will be settled on a net basis.

Financial assets and liabilities are offset and the net amount reported in the statement of financial position when there is a currently legally enforceable right to offset the recognised amounts and there is an intention to settle on a net basis or realise the asset and settle the liability simultaneously. The legally enforceable right must not be contingent on future events and must be enforceable in the normal course of business and in event of default, insolvency or bankruptcy of the company or the counterparty.

2.11 Revenue recognition

a. Interest income and expense

Interest income and expense for all interest-bearing financial instruments are recognised within 'interest income' and 'interest expense' in profit or loss using the effective interest method.

The effective interest method is a method of calculating the amortised cost of a financial asset or liability (or group of assets and liabilities) and of allocating the interest income or interest expense over the relevant period. The effective interest rate is the rate that exactly discounts the expected future cash payments or receipts through the expected life of the financial instrument, or when appropriate, a shorter period, to the net carrying amount of the instrument.

The application of the method has the effect of recognising income (and expense) receivable (or payable) on the instrument evenly in proportion to the amount outstanding over the period to maturity or repayment. In calculating effective interest, the Group estimates cash flows considering all contractual terms of the financial instrument but excluding future credit losses.

Fees, including those for early redemption, are included in the calculation to the extent that they can be measured and are considered to be an integral part of the effective interest rate. Cash flows arising from the direct and incremental costs of issuing financial instruments are also taken into account in the calculation. Where it is not possible to otherwise estimate reliably the cash flows or the expected life of a financial instrument, effective interest is calculated by reference to the payments or receipts specified in the contract, and the full contractual term.

Once a financial asset or a group of similar financial assets has been written down as a result of an impairment loss, interest income is recognised using the rate of interest used to discount the future cash flows for the purpose of measuring the impairment loss.

b. Fees and commission income

Unless included in the effective interest calculation, fees and commissions are recognised on an accruals basis as the service is provided. Fees and commissions not integral to effective interest arising from negotiating, or participating in the negotiation of a transaction from a third party, such as the acquisition of loans, shares or other securities or the purchase or sale of businesses, are recognised on completion of the underlying transaction. Portfolio and other management advisory and service fees are recognised based on the applicable service contracts.

The same principle is applied to the recognition of income from wealth management, financial planning and custody services that are continuously provided over an extended period of time.

c. Dividend income

Dividend income is recognised when the right to receive income is established.

2.12 Impairment of financial assets

The Group assesses the following financial assets for impairment using the Expected Credit Loss (ECL) approach:

- Financial assets classified at amortised cost
- Debt securities classified at fair value through other comprehensive income
- Off-balance sheet loan commitments and
- Financial guarantee contracts.

Equity instruments and financial assets measured at fair value through profit or loss are not subjected to impairment under the standard.

Expected Credit Loss Impairment Model

The Group's allowance for credit losses calculations are outputs of models with a number of underlying assumptions regarding the choice of variable inputs and their interdependencies. The expected credit loss impairment model reflects the present value of all cash shortfalls related to default events either over the following twelve months or over the expected life of a financial instrument depending on credit deterioration from inception. The allowance for credit losses reflects an unbiased, probability-weighted outcome which considers multiple scenarios based on reasonable and supportable forecasts.

The Group adopts a three-stage approach for impairment assessment based on changes in credit quality since initial recognition.

- Stage 1 – Where there has not been a significant increase in credit risk since initial recognition of a financial instrument, an amount equal to 12 months expected credit loss is recorded. The expected credit loss is computed using a probability of default occurring over the next 12 months. For those instruments with a remaining maturity of less than 12 months, a probability of default corresponding to remaining term to maturity is used.
- Stage 2 – When a financial instrument experiences a significant increase in credit risk subsequent to origination but is not considered to be in default, it is included in Stage 2. This requires the computation of expected credit loss based on the probability of default over the remaining estimated life of the financial instrument.
- Stage 3 – Financial instruments that are considered to be in default are included in this stage. Similar to Stage 2, the allowance for credit losses captures the lifetime expected credit losses.

2.13 Impairment of non-financial assets

Assets are reviewed for impairment whenever events or changes in circumstances indicate that the carrying amount may not be recoverable. Additionally, assets that have an indefinite useful life are not subject to amortisation and are tested annually for impairment.

An impairment loss is recognised for the amount by which the asset's carrying amount exceeds its recoverable amount. The recoverable amount is the higher of an asset's fair value less costs to sell and value in use. For the purposes of assessing impairment, assets are grouped at the lowest levels for which there are separately identifiable cash inflows (cash-generating units). The impairment test also can be performed on a single asset when the fair value less cost to sell or the value in use can be determined reliably. Non-financial assets other than goodwill that suffered impairment are reviewed for possible reversal of the impairment at each reporting date.

Impairment losses recognised in prior periods are assessed at each reporting date for any indications that the loss has decreased or no longer exists. An impairment loss is reversed if there has been a change in the estimates used to determine the recoverable amount. An impairment loss is reversed only to the extent that the asset's carrying amount does not exceed the carrying amount that would have been determined, net of depreciation or amortisation, if no impairment loss had been recognised. An impairment loss in respect of goodwill is not reversed.

2.14 Collateral

The Group obtains collateral where appropriate, from customers to manage their credit risk exposure to the customer. The collateral normally takes the form of a lien over the customer's assets and gives the Group a claim on these assets for both existing and future customer in the event that the customer defaults.

The Group may also use other credit instruments, such as stock borrowing contracts, and derivative contracts in order to reduce their credit risk.

Collateral received in the form of securities is not recorded on the statement of financial position. Collateral received in the form of cash is recorded on the statement of financial position with a corresponding liability. These items are assigned to deposits received from bank or other counterparties. Any interest payable or receivable arising is recorded as interest expense or interest income respectively.

2.15 Discontinued operations

The Group presents discontinued operations in a separate line in the income statement if an entity or a component of an entity has been disposed or is classified as held for sale and:

- i. represents a separate major line of business or geographical area of operations;
- ii. is a part of a single co-ordinated plan to dispose of a separate major line of business or geographical area of operations; or
- iii. is a subsidiary acquired exclusively with a view to resale.

Classification as a discontinued operation occurs on disposal or when the operation meets the criteria to be classified as held for sale. When an operation is classified as a discontinued operation, the comparative income statement is re-presented as if the operation had been discontinued from the start of the comparative year.

Non-current assets (or disposal groups) are classified as assets held for sale when their carrying amount is to be recovered principally through a sale transaction and a sale is considered highly probable. They are stated at the lower of carrying amount and fair value less cost to sell.

2.16 Leases

Leases are divided into finance leases and operating leases.

*a. The group is the lessee**(i) Operating lease*

Leases in which a significant portion of the risks and rewards of ownership are retained by another party, the lessor, are classified as operating leases.

Payments, including prepayments, made under operating leases (net of any incentives received from the lessor) are charged to the income statement on a straight-line basis over the period of the lease. When an operating lease is terminated before the lease period has expired, any payment required to be made to the lessor by way of penalty is recognised as an expense in the period in which termination takes place.

(ii) Finance lease

Leases of assets where the Group has substantially all the risks and rewards of ownership are classified as finance leases. Finance leases are capitalised at the lease's commencement at the lower of the fair value of the leased property and the present value of the minimum lease payments. Each lease payment is allocated between the liability and finance charges so as to achieve a constant rate on the finance balance outstanding. The corresponding rental obligations, net of finance charges, are included in deposits from banks or deposits from customers depending on the counter party.

(ii) Finance lease

The interest element of the finance cost is charged to the income statement over the lease period so as to produce a constant periodic rate of interest on the remaining balance of the liability for each period.

*b. The group is the lessor**(i) Operating lease*

When assets are subject to an operating lease, the assets continue to be recognised as property and equipment based on the nature of the asset. Lease income is recognised on a straight line basis.

(ii) Finance lease

When assets are held subject to a finance lease, the related asset is derecognised and the present value of the lease payments (discounted at the interest rate implicit in the lease) is recognised as a receivable. The difference between the gross receivable and the present value of the receivable is recognised as unearned finance income. Lease income is recognised over the term of the lease using the net investment method which allocates rentals between finance income and repayment of capital in each accounting period in such a way that finance income will emerge as a constant rate of return on the lessor's net investment in the lease.

2.17 Investment Properties

Properties that are held for long-term rental yields or for capital appreciation or both, and that are not occupied by the entities in the consolidated group, are classified as investment properties. Investment properties comprise residential buildings constructed with the aim of leasing out to tenants or for selling. Recognition of investment properties takes place only when it is probable that the future economic benefits that are associated with the investment property will flow to the entity and the cost can be measured reliably. This is usually the day when all risks are transferred.

Investment properties are measured initially at cost, including transaction costs. The carrying amount includes the cost of replacing parts of an existing investment property at the time the cost was incurred if the recognition criteria are met; and excludes the costs of day-to-day servicing of an investment property. Subsequent to initial recognition, investment properties are stated at fair value.

The fair value reflects market conditions at the date of the statement of financial position and is obtained from professional third party valuers contracted to perform valuations on behalf of the Group. The fair value does not reflect future capital expenditure that will improve or enhance the property.

Subsequent expenditure is included in the asset's carrying amount only when it is probable that future economic benefits associated with the item will flow to the Group and the cost of the item can be measured reliably. All other repairs and maintenance costs are charged to the income statement during the financial period in which they are incurred.

Transfer to, or from, investment property is recognized only when there is a change in use, evidenced by one or more of the following:

- i. commencement of owner-occupation (transfer from
- ii. commencement of development with the view to sale
- iii. end of owner-occupation (transfer from owner-occupied
- iv. commencement of an operating lease to another party
- v. end of construction or development (transfer from property

Investment properties are derecognized on disposal or when the investment properties are permanently withdrawn from use and no future economic benefits are expected from its disposal.

Gains and losses on disposals are determined by comparing proceeds with carrying amount and are included in other operating income in the income statement.

2.18 Property, Plant and Equipment

All property, plant and equipment used by the parent or its subsidiaries is stated at historical cost less depreciation. Historical cost includes expenditure that is directly attributable to the acquisition of the items.

Subsequent expenditures are included in the asset's carrying amount or are recognised as a separate asset, as appropriate, only when it is probable that future economic benefits associated with the item will flow to the Group and the cost of the item can be measured reliably. The carrying amount of the replaced part is derecognised. All other repair and maintenance costs are charged to other operating expenses during the financial period in which they are incurred.

Depreciation is calculated using the straight-line method to allocate their cost to their residual values over their estimated useful lives, as follows:

Asset class	Depreciation rate
Motor vehicles	25%
Office equipment	20%
Furniture and fittings	20%
Computer equipment	33 1/3%
Plant and machinery	20%
Freehold buildings	2%
Leasehold buildings	2% for leases of 50 years and above and over expected useful life for under 50 years
Land	Not depreciated

Depreciation rates, methods and the residual values underlying the calculation of depreciation of items of property, plant and equipment are kept under review on an annual basis to take account of any change in circumstances.

When deciding on depreciation rates and methods, the principal factors the Group takes into account are the expected rate of technological developments and expected market requirements for, and the expected pattern of usage of, the assets.

When reviewing residual values, the Group estimates the amount that it would currently obtain for the disposal of the asset after deducting the estimated cost of disposal if the asset were already of the age and condition expected at the end of its useful economic life.

No depreciation is provided on freehold land, although, in common with all long-lived assets, it is subject to impairment testing, if deemed appropriate.

Construction cost and improvements in respect of offices is carried at cost as capital work in progress. On completion of construction or improvements, the related amounts are transferred to the appropriate category of property and equipment.

An item of property, plant and equipment is derecognised on disposal or when no future economic benefits are expected from its use or disposal. Any gain/ loss arising on de-recognition of the asset (calculated as the difference between the net disposal proceeds and the carrying amount of the asset) is included in income statement in the year the asset is derecognised.

2.19 Intangible assets

a. Goodwill

Goodwill arises on the acquisition of subsidiary and associates, and represents the excess of the cost of acquisition, over the fair value of the Group's share of the assets acquired, and the liabilities and contingent liabilities assumed on the date of the acquisition. For the purpose of calculating goodwill, fair values of acquired assets, liabilities and contingent liabilities are determined by reference to market values or by discounting expected future cash flows to present value. This discounting is either performed using market rates or by using risk-free rates and risk-adjusted expected future cash flows. Goodwill is initially recognised as an asset at cost and subsequently measured at cost less accumulated impairment losses, if any. Goodwill which is recognised as an asset is reviewed at least annually for impairment. Any impairment loss is immediately recognised in profit or loss.

For the purpose of impairment testing, goodwill is allocated to each cash-generating unit that is expected to derive benefit from the synergies of the combination. Cash-generating units to which goodwill has been allocated are tested for impairment annually, or more frequently when there is an indication that the unit may be impaired. If the recoverable amount of the cash generating unit is less than the carrying amount of the unit, the impairment loss is allocated first to reduce the carrying amount of any goodwill allocated to the unit and then to the other assets of the unit pro-rata on the basis of the carrying amount of each asset in the unit. Any impairment loss recognised for goodwill is not reversed in a subsequent period.

Goodwill on acquisitions of associates is included in the amount of the investment.

Gains and losses on the disposal of an entity include the carrying amount of the goodwill relating to the entity sold.

b. Computer software

Costs associated with maintaining computer software programmes are recognised as an expense as incurred. Development costs that are directly attributable to the design and testing of identifiable and unique software products controlled by the Group, are recognised as intangible assets when the following criteria are met:

- i. It is technically feasible to complete the software product so that it will be available for use;
- ii. Management intends to complete the software product and use or sell it;
- iii. There is an ability to use or sell the software product;
- iv. It can be demonstrated how the software product will generate probable future economic benefits;
- v. Adequate technical, financial and other resources to complete the development and to use or sell the software product are available; and
- vi. The expenditure attributable to the software product during its development can be reliably measured.

Subsequent expenditure on computer software is capitalised only when it increases the future economic benefits embodied in the specific asset to which it relates.

Direct computer software development costs recognised as intangible assets are amortised on the straight-line basis over 3 years and are carried at cost less any accumulated amortisation and any accumulated impairment losses. The carrying amount of capitalised computer software is reviewed annually and is written down when the carrying amount exceeds its recoverable amount.

c. Brand, customer deposits and customer relationships

Brand, customer deposits and customer relationships acquired in a business combination are recognised at fair value at the acquisition date. They have finite useful lives and are subsequently carried at cost less accumulated amortisation and accumulated impairment losses. These costs are amortised to profit or loss using straightline method over 3 years, 5 years and 2 years respectively.

2.20 Investment contracts

The Group offers wealth management, term assurance, annuity, property and payment protection insurance products to customers that take the form of long-term insurance contracts. The Group classifies its wealth management and other products as insurance contracts where these transfer significant insurance risk, generally where the benefits payable on the occurrence of an insured event are more significant than the benefits that would be payable if the insured event does not occur. Contracts that do not contain significant insurance risk or discretionary participation features are classified as investment contracts. Financial assets and liabilities relating to investment contracts are measured at amortised cost.

2.21 Cash and cash equivalents

Cash and cash equivalents comprise balances with less than three months' maturity from the date of acquisition, including cash in hand, deposits held at call with banks and other short-term highly liquid investments with original maturities of three months or less.

For the purposes of the statement of cash flows, cash and cash equivalents excludes restricted balances with central banks.

2.22 Employee benefits**(i) Post-employment benefits**

The Group has both defined benefit and defined contribution plans

a. Defined contribution plan

A defined contribution plan is a pension plan under which the Group pays fixed contributions into a separate entity. The Group has no legal or constructive obligations to pay further contributions if the fund does not hold sufficient assets to pay all employees the benefits relating to employee service in the current and prior periods.

The Group pays contributions to publicly or privately administered pension insurance plans on a mandatory, contractual or voluntary basis. The Group has no further payment obligations once the contributions have been paid. The contributions are recognised as employee benefit expense when they are due. Prepaid contributions are recognised as an asset to the extent that a cash refund or a reduction in the future payments is available.

The company and all entities within the Group make contributions in line with relevant pension laws in their jurisdiction. In Nigeria, the company contributes 16.5% of each employee's monthly emoluments (as defined by the Pension Act 2014) to the employee's Retirement Savings Account. The Act stipulates a minimum contribution of 10%.

b. Defined benefit plan

A defined benefit plan is a pension plan that defines an amount of pension benefit that an employee will receive on retirement, usually dependent on one or more factors, such as age, years of service and compensation.

The liability recognised in the statement of financial position in respect of defined benefit pension plans is the present value of the defined benefit obligation at the date of the statement of financial position less the fair value of plan assets.

The defined benefit obligation is calculated annually by independent actuaries using the projected unit credit method. The present value of the defined benefit obligation is determined by discounting the Estimated future cash outflows using interest rates of Federal government bonds that are denominated in the currency in which the benefits will be paid, and that have terms to maturity approximating the terms of the related pension liability.

Remeasurement gains and losses are charged or credited to equity in other comprehensive income in the period in which they arise. Past service costs are recognised immediately in income.

(ii) Short-term benefits

Short-term benefits consists of salaries, accumulated leave allowances, bonuses and other non-monetary benefits. Short-term benefits are measured on an undiscounted basis and are expensed as the related services provided.

A liability is recognised for the amount expected to be paid under short-term cash benefits such as accumulated leave and leave allowances if the Group has a present legal or constructive obligation to pay this amount as a result of past services provided by the employee and the obligation can be measured reliably.

2.23 Provisions

Provisions are recognised for present obligations arising as consequences of past events where it is probable that a transfer of economic benefit will be necessary to settle the obligation, and it can be reliably estimated.

When a leasehold property ceases to be used in the business or a demonstrable commitment has been made to cease to use a property where the costs exceed the benefits of the property, provision is made, where the unavoidable costs of the future obligations relating to the lease are expected to exceed anticipated rental income and other benefits. The net costs are discounted using market rates of interest to reflect the long-term nature of the cash flows.

Provision is made for the anticipated cost of restructuring, including redundancy costs when an obligation exists. An obligation exists when the Group has a detailed formal plan for restructuring a business and has raised valid expectations in those affected by the restructuring by starting to implement the plan or announcing its main features. The provision raised is normally utilised within nine months.

Provision is made for undrawn loan commitments and similar facilities if it is probable that the facility will be drawn and result in the recognition of an asset at an amount less than the amount advanced.

Contingent liabilities are possible obligations whose existence will be confirmed only by uncertain future events or present obligations where the transfer of economic benefit is uncertain or cannot be reliably measured. Contingent liabilities are not recognised but are disclosed unless they are remote.

2.24 Insurance contracts

The Group issues contracts that transfer insurance risk or financial risk or both. Insurance contracts are those contracts that transfer significant insurance risk. Such contracts may also transfer financial risk.

Investment contracts are those contracts that transfer financial risk with no significant insurance risk. The reserve has been calculated as the amount standing to the credit of the policyholders (account balance) at the valuation date. The life cover element (and corresponding premiums) have been reported as part of the insurance contract liabilities and valued similar to other risk business as described above.

a. *Classification of contracts*

A contract is classified as an insurance contract where the Group accepts significant insurance risk by agreeing with the policyholder to pay benefits if a specified uncertain future event (the insured event) adversely affects the policyholder or other beneficiary. Significant insurance risk exists where it is expected that for the duration of the policy or part thereof, policy benefits payable on the occurrence of the insured event will exceed the amount payable on early termination, before allowance for expense deductions at early termination. Once a contract has been classified as an insurance contract, the classification remains unchanged for the remainder of its lifetime, even if the insurance risk reduces significantly during this period.

b. *Recognition and measurement*(i) *Short-term insurance contracts*

Short-duration life insurance contracts protect the Group's customers from the consequences of events (such as death or disability) that would affect the ability of the customer or his/her dependents to maintain their current level of income. They are usually short-duration life insurance contracts ranging between 12 to 24 months period of coverage. Guaranteed benefits paid on occurrence of the specified insurance event are either fixed or linked to the extent of the economic loss suffered by the policyholder. There are no maturity or surrender benefits.

For all these contracts, premiums are recognised as revenue (earned premiums) proportionally over the period of coverage. The portion of premium received on in-force contracts that relates to unexpired risks at the balance sheet date is reported as the unearned premium liability. Premiums are shown before deduction of commission and are gross of any taxes or duties levied on premiums.

Claims and loss adjustment expenses are charged to income as incurred based on the estimated liability for compensation owed to contract holders or third parties damaged by the contract holders. They include direct and indirect claims settlement costs and arise from events that have occurred up to the end of the reporting period even if they have not yet been reported to the Group. The Group does not discount its liabilities for unpaid claims. Liabilities for unpaid claims are estimated using the input of assessments for individual cases reported to the Group and statistical analyses for the claims incurred but not reported (IBNR), and to estimate the expected ultimate cost of more complex claims that may be affected by external factors.

The liability reserve on short term insurance contract is made up of an unexpired premium reserve (UPR) and reserve for 'Incurred but not reported' claims (IBNR). The UPR represent premium received in advance on short term contracts and is released through the income statement over the life of the insurance contract period after adjusting for acquisition expenses. IBNR reserves are required to take account of the delay in reporting claims. These are determined by considering ultimate claims ratios for the life schemes on the Group's books. The ratios differ by industry and have been determined following a historical analysis of portfolio claims experience. The IBNR reserves are calculated by adjusting the ultimate claims amounts to allow for claims already paid and those outstanding for payment, and again adjusted to allow for the holding of a separate UPR reserve. As the short term insurance contract experience of FBN builds up we will be able to adjust for company-specific claims settlement patterns.

(ii) *terms*

These contracts insure events associated with human life (for example, death or survival) over a long duration. Premiums are recognised as revenue when they become payable by the contract holder. Premiums are shown before deduction of commission. Benefits are recorded as an expense when they are incurred.

A liability for contractual benefits that are expected to be incurred in the future is recorded when the premiums are recognised. The liability is determined as the sum of the expected discounted value of the benefit payments and the future administration expenses that are directly related to the contract, less the expected discounted value of the theoretical premiums that would be required to meet the benefits and administration expenses based on the valuation assumptions used (the valuation premiums). The liability is based on assumptions as to mortality, persistency, maintenance expenses and investment income that are established at the time the contract is issued. A margin for adverse deviations is included in the assumptions.

Where insurance contracts have a single premium or a limited number of premium payments due over a significantly shorter period than the period during which benefits are provided, the excess of the premiums payable over the valuation premiums is deferred and recognised as income in line with the decrease of unexpired insurance risk of the contracts in force or, for annuities in force, in line with the decrease of the amount of future benefits expected to be paid. The liabilities are recalculated at each end of the reporting period using the assumptions established at inception of the contracts.

The Long term insurance contracts insure events associated with human life. They include the following:

Individual insurance contracts

The reserve has been calculated using the gross premium valuation approach. This reserving methodology adopts a cash flow approach taking into account all expected future cash flows including premiums, expenses and benefit payments to satisfy the liability adequacy test. The test also considers current estimates of all contractual cash flows, and of related cash flows such as claims handling costs, as well as cash flows resulting from embedded options and guarantees (where applicable).

Individual savings contracts

The reserve has been calculated as the amount standing to the credit of the policyholders (account balance) at the valuation date. The life cover element (and corresponding premiums) have been reported as part of the insurance contract liabilities and valued similar to other risk business as described above.

c. Insurance contract liabilities

Life insurance policy claims received up to the last day of each financial period and claims incurred but not reported (IBNR) are provided for and included in the policy liabilities. Past claims experience is used as the basis for determining the extent of the IBNR claims.

Income from reinsurance policies is recognised concurrently with the recognition of the related policy benefit. Insurance liabilities are presented without offsetting them against related reinsurance assets.

Insurance liabilities are retained in the statement of financial position until they are discharged or cancelled and/or expire. The company performs a liability adequacy test to determine the recognised insurance liabilities and an impairment test for reinsurance assets held at each reporting date.

2.25 Fiduciary activities

The Group acts as trustees and in other fiduciary capacities that result in the holding or placing of assets on behalf of individuals, trusts, retirement benefit plans and other institutions. These assets and income arising thereon are excluded from these financial statements, as they are not assets of the Group.

2.26 Issued debt and equity securities

Issued financial instruments or their components are classified as liabilities where the contractual arrangement results in the Group having a present obligation to either deliver cash or another financial asset to the holder, to exchange financial instruments on terms that are potentially unfavourable or to satisfy the obligation otherwise than by the exchange of a fixed amount of cash or another financial asset for a fixed number of equity shares. Issued financial instruments, or their components, are classified as equity where they meet the definition of equity and confer on the holder a residual interest in the assets of the Group. The components of issued financial instruments that contain both liability and equity elements are accounted for separately with the equity component being assigned the residual amount after deducting from the instrument as a whole the amount separately determined as the fair value of the liability component.

2.27 Share capital

a. Share issue costs

Incremental costs directly attributable to the issue of new shares or options or to the acquisition of a business are shown in equity as a deduction, net of tax, from the proceeds.

b. Dividends on ordinary shares

Dividends on ordinary shares are recognised in equity in the period in which they are approved by the shareholders.

Dividends for the year that are declared after the reporting date are dealt with in the subsequent events note.

Dividends proposed by the Directors but not yet approved by members are disclosed in the financial statements in accordance with the requirements of the Company and Allied Matters Act.

c. Earnings per share

The Group presents basic and diluted earnings per share (EPS) for its ordinary shares. Basic EPS is calculated by dividing the profit and loss attributable to ordinary shareholders of the Group by the weighted average number of ordinary shares outstanding during the year. Diluted EPS is determined by adjusting the profit or loss attributable to ordinary shareholders and the weighted average number of ordinary shares outstanding for the effects of all dilutive potential ordinary shares.

c. Treasury shares

Where the Company or other members of the Group purchase the Company's equity share capital, the consideration paid is deducted from total shareholders' equity as treasury shares until they are cancelled. Where such shares are subsequently sold or reissued, any consideration received is included in shareholders' equity.

d. *Statutory credit reserve*

In compliance with the Prudential Guidelines for licensed Banks, the Group assesses qualifying financial assets using the guidance under the Prudential Guidelines. The guidelines apply objective and subjective criteria towards providing for losses in risk assets. Assets are classed as performing or non-performing. Non-performing assets are further classed as Substandard, Doubtful or Lost with attendants provision as per the table below based on objective criteria.

Classification	Percentage	Basis
Substandard	10%	Interest and/or principal overdue by 90 days but less than 180 days
Doubtful	50%	Interest and/or principal overdue by 180 days but less than 365 days
Lost	100%	Interest and/or principal overdue by more than 365 days

A more accelerated provision may be done using the subjective criteria. A 2% provision is taken on all risk assets that are not specifically provisioned.

The results of the application of Prudential Guidelines and the impairment determined for these assets under IAS 39 are compared. The IAS 39 determined impairment charge is always included in the income statement.

Where the Prudential Guidelines provision is greater, the difference is appropriated from Retained Earnings and included in a non-distributable reserve "Statutory credit reserve". Where the IAS 39 impairment is greater, no appropriation is made and the amount of the IAS 39 impairment is recognised in income statement.

Following an examination, the regulator may also require more amounts be set aside on risk and other assets. Such additional amounts are recognised as an appropriation from retained earnings to statutory risk reserve.

2.28 Financial guarantees

Financial guarantees are contracts that require the Group to make specific payments to reimburse the holder of a loss it incurs because a specific debtor fails to make payment when due in accordance with the terms of a debt instrument. Financial guarantee liabilities are initially recognised at the fair value, and the initial fair value is amortised over the life of the financial guarantee. The guarantee liability is subsequently carried at the higher of this amortised amount and the present value of any expected payment (when a payment under the guarantee has become probable).

NOTES TO THE CONSOLIDATED FINANCIAL STATEMENTS
At 30 SEPTEMBER 2018

3 Segment information

Following the management approach of IFRS 8, operating segments are reported in accordance with the internal reports provided to the Board of Directors (the chief operating decision maker), which is responsible for allocating resources to the operating segments and assesses its performance.

The Group is divided into the following business units:

Commercial Banking Business Group

This is the group's core business, which provides both individual and corporate clients/ customers with financial intermediation services. This business segment includes the group's local, international and representative offices offering commercial banking services.

Merchant Banking and Asset Management Business Group (MBAM)

This is the investment-banking arm of the Group, providing advisory, asset management, markets and private equity services to a large institutional (corporations and governments) clientele, as well as merchant banking services.

Insurance Business Group

This includes the group's insurance brokerage business and the full underwriting business comprising life and general insurance businesses. The underwriting business is undertaken by FBN Insurance Limited, in partnership with South African based Sanlam Group.

Others

Others, previously referred to as Other Financial Services, comprises of FBN Holdings Plc., the parent company, and Rainbow Town Development Limited.

The Group's management reporting is based on a measure of operating profit comprising net interest income, loan impairment charges, net fee and commission income, other income and non-interest expenses. This measurement basis excludes the effect of non-recurring expenditure from the operating segments such as restructuring costs, legal expenses and goodwill impairments when the impairment is the result of an isolated, non-recurring events.

As the Board of Directors reviews operating profit, the results of discontinued operations are not included in the measure of operating profit. The transactions between segments are carried out at arm's length, which is consistent with the basis of transacting with external parties.

The information provided about each segment is based on the internal reports about segment profit or loss, assets and other information, which are regularly reviewed by the Board of Directors.

Segment assets and liabilities comprise operating assets and liabilities, being the majority of the consolidated statement of financial position.

Segment result of operations

The segment information provided to the Board of Directors for the reportable segments for the period ended 30 September 2018 is as follows:

	Commercial Banking Group	MBAM Group	Insurance Group	Others	Total
	N 'million	N 'million	N 'million	N 'million	N 'million
At 30 September 2018					
Total segment revenue	398,674	27,368	15,299	1,775	443,116
Inter-segment revenue	(191)	-	(724)	(712)	(1,627)
Revenue from external customers	398,483	27,368	14,575	1,063	441,489
Interest income	312,335	18,298	5,954	971	337,558
Interest expense	(103,898)	(12,134)	-	-	(116,032)
Profit/(loss) before tax	42,714	6,279	3,832	(1,486)	51,340
Income tax expense	(3,491)	(2,137)	(727)	(38)	(6,393)
Profit for the period from continuing operations	39,223	4,142	3,105	(1,524)	44,947
Loss for the period from discontinued operations	-	-	-	(50)	(50)
Impairment charge on credit losses	(76,014)	(171)	-	-	(76,185)
Impairment charge on doubtful receivables	-	-	-	-	-
Share of profit/(loss) from associates	-	33	-	-	33
Depreciation	(8,139)	(522)	(245)	(303)	(9,208)

NOTES TO THE CONSOLIDATED FINANCIAL STATEMENTS
At 30 SEPTEMBER 2018

3 Segment information continued

	Commercial Banking Group	MBAM Group	Insurance Group	Others	Total
	N 'million	N 'million	N 'million	N 'million	N 'million
At 30 September 2018					
Total assets	5,010,443	218,220	68,308	51,005	5,347,976
Other measures of assets:					
Loans and advances to customers	1,879,427	44,626	374	113	1,924,540
Expenditure on non-current assets (PP&E)	87,632	2,042	2,516	825	93,015
Investment securities	1,246,258	69,303	8,566	8,620	1,332,746
Total liabilities	4,416,402	172,294	53,890	9,777	4,652,363
At 30 September 2017					
Total segment revenue	398,012	27,976	12,470	1,733	440,191
Inter-segment revenue	(72)	(488)	(119)	(327)	(1,006)
Revenue from external customers	397,940	27,488	12,351	1,406	439,185
Interest income	332,338	18,585	3,771	1,382	356,076
Interest expense	(90,686)	(11,045)	-	-	(101,731)
Profit/(loss) before tax	44,247	8,934	3,508	(1,256)	55,433
Income tax expense	(5,987)	(2,668)	(899)	(40)	(9,594)
Profit/(loss) for the period from continuing operations	38,260	6,266	2,609	(1,296)	45,839
Loss for the period from discontinued operations	(837)				(837)
Impairment charge on credit losses	(97,578)	(10)	-	-	(97,588)
Share of profit/(loss) from associates	-	256	-	-	256
Depreciation	(7,841)	(639)	(176)	(297)	(8,953)
At 31 December 2017					
Total assets	4,949,985	183,933	50,692	51,927	5,236,537
Other measures of assets:					
Loans and advances to customers	1,961,776	39,243	96	108	2,001,223
Expenditure on non-current assets (PP&E)	82,794	2,258	2,180	1,031	88,263
Investment securities	1,153,363	80,713	4,690	9,842	1,248,608
Total liabilities	4,355,535	153,096	40,054	9,660	4,558,345

Geographical information

Revenues

	30 September 2018	30 September 2017
	N 'million	N 'million
Nigeria	395,682	390,371
Outside Nigeria	45,807	48,814
Total	441,489	439,185

Non current asset

	30 September 2018	31 December 2017
	N 'million	N 'million
Nigeria	83,729	79,710
Outside Nigeria	9,287	8,553
Total	93,016	88,263

NOTES TO THE CONSOLIDATED FINANCIAL STATEMENTS
At 30 SEPTEMBER 2018

4 Interest income

	GROUP			COMPANY		
	Quarter to date 30 September 2018	Year to date 30 September 2018	Year to date 30 September 2017	Quarter to date 30 September 2018	Year to date 30 September 2018	Year to date 30 September 2017
	N 'million	N 'million	N 'million	N 'million	N 'million	N 'million
Investment securities	38,577	118,234	120,119	178	692	1,277
Loans and advances to banks	6,230	16,606	13,026	186	985	399
Loans and advances to customer	67,347	202,718	222,931	2	6	5
	112,154	337,558	356,076	366	1,683	1,681

5 Interest expense

	GROUP		
	Quarter to date 30 September 2018	Year to date 30 September 2018	Year to date 30 September 2017
	N 'million	N 'million	N 'million
Deposit from customer	27,296	83,040	69,895
Deposit from banks	6,827	14,880	14,856
Borrowings	6,145	18,112	16,980
	40,268	116,032	101,731

6 Impairment charge for credit losses

	GROUP		
	Quarter to date 30 September 2018	Year to date 30 September 2018	Year to date 30 September 2017
	N 'million	N 'million	N 'million
Loans and advances to customers			
Increase in impairment loss	28,124	82,345	101,285
Net recoveries on loans previously written off	(6,108)	(7,572)	(3,697)
Bad debt written off	1,352	1,352	-
Other assets			
Increase in impairment	7	60	-
	23,375	76,185	97,588

7 Insurance premium revenue

	GROUP		
	Quarter to date 30 September 2018	Year to date 30 September 2018	Year to date 30 September 2017
	N 'million	N 'million	N 'million
Insurance premium (net)	6,658	22,618	17,070
Change in insurance contract liabilities	(1,609)	(10,268)	(6,547)
	5,049	12,350	10,523

8a Fee and commission income

	GROUP		
	Quarter to date 30 September 2018	Year to date 30 September 2018	Year to date 30 September 2017
	N 'million	N 'million	N 'million
Credit related fees (i)	826	3,409	3,894
Letters of credit commissions and fees	1,649	3,956	3,040
Electronic banking fees	8,672	23,593	15,675
Commission on bonds and guarantees	112	528	687
Funds transfer & intermediation fees	1,698	4,318	3,183
Account Maintenance	3,080	9,036	7,134
Brokerage and intermediations	687	1,596	1,263
Custodian fees	1,524	4,951	4,379
Financial advisory fees	791	2,573	3,544
Fund management fees	806	2,480	2,319
Other fees and commissions	1,162	6,229	9,165
	21,007	62,669	54,283

(i) The credit related fees relate to fees charged on overdraft facilities.

NOTES TO THE CONSOLIDATED FINANCIAL STATEMENTS
At 30 SEPTEMBER 2018

8b Fees and commission expense

	GROUP		
	Quarter to date 30 September 2018 N 'million	Year to date 30 September 2018 N 'million	Year to date 30 September 2017 N 'million
Fees and commission expense	4,083	10,695	9,087
Fee and commission expense largely relates to charges raised by other banks on holders of First Bank of Nigeria Limited ATM cards, who used other banks' machines while transacting business; and SMS alert related expense.			

9 Net (losses)/gains on investment securities

	GROUP			COMPANY		
	Quarter to date 30 September 2018 N 'million	Year to date 30 September 2018 N 'million	Year to date 30 September 2017 N 'million	Quarter to date 30 September 2018 N 'million	Year to date 30 September 2018 N 'million	Year to date 30 September 2017 N 'million
Equity securities	176	176	(84)	-	-	-
Debt securities	(331)	4,806	919	(3)	4	15
	(155)	4,982	835	(3)	4	15

10 Net gains/(losses) from financial instruments at fair value through profit or loss

	GROUP		
	Quarter to date 30 September 2018 N 'million	Year to date 30 September 2018 N 'million	Year to date 30 September 2017 N 'million
Derivatives	(1,195)	(2,723)	7,987
Trading gain on debt securities	2,992	3,043	2,189
Fair value loss on debt securities	(2,862)	(2,859)	(1,578)
	(1,065)	(2,539)	8,598

11 Dividend income

	GROUP			COMPANY		
	Quarter to date 30 September 2018 N 'million	Year to date 30 September 2018 N 'million	Year to date 30 September 2017 N 'million	Quarter to date 30 September 2018 N 'million	Year to date 30 September 2018 N 'million	Year to date 30 September 2017 N 'million
FBN Insurance Limited	-	-	-	-	-	164
Africa finance corporation	-	1,689	1,566	-	-	-
Unified Payments Nigeria	-	336	280	-	-	-
Nigeria Interbank Settlement System	-	38	23	-	-	-
Others	22	202	117	-	-	-
Withholding tax on dividend	-	-	-	-	-	(164)
	22	2,265	1,986	-	-	-

12 Operating expenses

	GROUP			COMPANY		
	Quarter to date 30 September 2018 N 'million	Year to date 30 September 2018 N 'million	Year to date 30 September 2017 N 'million	Quarter to date 30 September 2018 N 'million	Year to date 30 September 2018 N 'million	Year to date 30 September 2017 N 'million
Directors' emoluments	710	1,843	2,028	145	477	478
Loss on sale of property, plant & equipment	68	34	-	-	-	-
Regulatory cost	9,489	25,767	23,016	-	-	-
Maintenance	6,385	16,310	15,495	33	110	124
Insurance premium, rent and rates	1,615	4,599	3,898	28	100	114
Advert and corporate promotions	1,681	5,141	4,448	67	136	140
Professional fees	2,621	6,699	6,011	175	311	366
Donations and subscriptions	205	714	924	5	9	8
Stationery and printing	668	991	1,209	2	32	32
Communication, light and power	1,854	5,831	6,426	3	11	8
Cash handling charges	501	1,492	1,871	-	-	-
Operational and other losses	(137)	1,998	3,900	-	-	-
Passages and travels	1,738	4,035	3,430	66	243	251
Outsourced cost	4,756	14,128	12,295	5	19	15
Underwriting expenses	1,842	3,851	2,918	-	-	-
Other operating expenses	3,627	8,736	10,305	47	449	293
	37,625	102,171	98,174	576	1,897	1,829

NOTES TO THE CONSOLIDATED FINANCIAL STATEMENTS
At 30 SEPTEMBER 2018

13 Taxation - Income tax expense and liability

	GROUP			COMPANY		
	Quarter to date	Year to date	Year to date	Quarter to date	Year to date	Year to date
	30 September 2018	30 September 2018	30 September 2017	30 September 2018	30 September 2018	30 September 2017
	N 'million	N 'million	N 'million	N 'million	N 'million	N 'million
Corporate tax	2,092	8,522	9,004	13	38	37
Education tax	113	365	599	-	-	-
Technology tax	-	-	-	-	-	-
(Over)/ under provision in prior years	-	3	3	-	-	3
Current income tax - current period	2,206	8,891	9,606	13	38	40
Origination and (reversal) of temporary deferred tax differences	(1,170)	(2,498)	(12)	-	-	-
Income tax expense	1,036	6,393	9,594	13	38	40

	GROUP		COMPANY	
	30 September	31 December	30 September	31 December
	2018	2017	2018	2017
	N 'million	N 'million	N 'million	N 'million

The movement in the current income tax liability is as follows:

At start of the period	10,194	8,897	104	84
Tax paid	(7,842)	(6,761)	(63)	(87)
Withholding tax credit utilised	(463)	(2,032)	(38)	-
Prior year under provision	-	198	-	-
Income tax charge	8,891	11,306	38	107
Effect of Changes in Exchange Rate	822	(1,414)	-	-
At end of the period	11,601	10,194	41	104
Current	11,601	10,194	41	104

14 Cash and balances with central banks

	GROUP	
	30 September	31 December
	2018	2017
	N 'million	N 'million
Cash	80,903	169,033
Balances with central banks excluding mandatory reserve deposits	87,960	15,192
	168,863	184,225
Mandatory reserve deposits with Central Banks	474,455	457,656
	643,318	641,881

Mandatory reserve deposits with Central Banks represents a percentage of customers' deposits (prescribed from time to time by the Central Bank) which are not available for daily use. For the purposes of the Statement of cashflow, this balance is excluded from cash and cash equivalents.

15 Cash and cash equivalents

For the purpose of the statement of cash flows, cash and cash equivalents comprise balances with less than three months' maturity from the date of acquisition, including cash in hand, deposits held at call with other banks and other short-term highly liquid investments with original maturities less than three months.

	GROUP		COMPANY	
	30 September	30 September	30 September	30 September
	2018	2017	2018	2017
	N 'million	N 'million	N 'million	N 'million
Cash	80,903	121,436	-	-
Balances with central banks other than mandatory reserve deposits	87,960	13,177	-	-
Loans and advances to banks excluding long term placements	787,313	622,220	7,280	4,677
Treasury bills included in financial assets at fair value through profit or loss	14,357	158	-	-
Treasury bills and eligible bills excluding pledged treasury bills	378,276	293,188	-	-
	1,348,809	1,050,179	7,280	4,677

16 Loans and advances to banks

	GROUP		COMPANY	
	30 September	31 December	30 September	31 December
	2018	2017	2018	2017
	N 'million	N 'million	N 'million	N 'million
Current balances with banks within Nigeria	353,370	214,240	115	1,636
Current balances with banks outside Nigeria	357,396	380,675	-	-
Placements with banks and discount houses	76,547	106,589	7,165	5,949
	787,313	701,504	7,280	7,585
Long term placement	4,129	41,425	-	-
Carrying amount	791,442	742,929	7,280	7,585

NOTES TO THE CONSOLIDATED FINANCIAL STATEMENTS
At 30 SEPTEMBER 2018

17 Loans and advances to customers

	GROUP		COMPANY	
	30 September	31 December	30 September	31 December
	2018	2017	2018	2017
	N 'million	N 'million	N 'million	N 'million
Overdrafts	452,898	345,628	-	-
Term loans	1,736,981	1,898,675	-	-
Staff loans	10,018	8,243	114	108
Project finance	28,639	26,775	-	-
Advances under finance lease	945	1,072	-	-
	2,229,481	2,280,393	114	108
Less impairment allowance:				
- Stage 1	(34,431)	-	-	-
- Stage 2	(33,569)	-	-	-
- Stage 3	(236,942)	-	-	-
- Specific	-	(230,068)	-	-
- Collective	-	(49,102)	-	-
	1,924,540	2,001,223	114	108

18 Financial assets at fair value through profit or loss

	GROUP	
	30 September	31 December
	2018	2017
	N 'million	N 'million
Treasury bills with maturity of less than 90 days	14,357	5,631
Treasury bills with maturity over 90 days	13,619	23,696
Bonds	38,816	22,836
Total debt securities	66,792	52,163
Listed equity securities	216	755
Unlisted equity securities	28,086	7,802
Total equity securities	28,302	8,557
Derivative assets	18,346	22,993
Total assets at fair value through profit or loss	113,440	83,713

19 Investment Securities

	GROUP		COMPANY	
	30 September	31 December	30 September	31 December
	2018	2017	2018	2017
	N 'million	N 'million	N 'million	N 'million
19.1 Securities at fair value through other comprehensive income				
Debt securities – at fair value:				
– Treasury bills with maturity of less than 90 days	4,243	-	-	-
– Treasury bills with maturity of more than 90 days	425,901	-	4,773	-
– Bonds	136,913	-	994	-
Equity securities – at fair value:				
– Listed	595	-	-	-
– Unlisted	95,819	-	2,852	-
Total investment securities at fair value through other comprehensive income	663,470	-	8,619	-
Available-for-sale investment securities				
Debt securities – at fair value:				
– Treasury bills with maturity of less than 90 days	-	256,886	-	-
– Treasury bills with maturity of more than 90 days	-	449,950	-	6,297
– Bonds	-	319,903	-	693
Equity securities – at fair value:				
– Listed	-	1,734	-	-
– Unlisted	-	94,284	-	2,852
Total investment securities classified as available-for-sale	-	1,122,757	-	9,842
19.2 Securities held at amortised cost				
Debt securities – at amortised cost:				
– Treasury bills with maturity of less than 90 days	374,032	-	-	-
– Treasury bills with maturity of more than 90 days	39,241	-	-	-
– Bonds	236,935	-	-	-
– Unlisted debt	19,067	-	-	-
Total securities classified as amortised cost	669,275	-	-	-
Held to maturity investments				
Debt securities – at amortised cost:				
– Treasury bills with maturity of less than 90 days	-	15,342	-	-
– Treasury bills with maturity of more than 90 days	-	32,948	-	-
– Bonds	-	59,993	-	-
Total investment securities classified as held to maturity	-	108,283	-	-

NOTES TO THE CONSOLIDATED FINANCIAL STATEMENTS
At 30 SEPTEMBER 2018

20 Asset pledged as collateral

The assets pledged by the group are strictly for the purpose of providing collateral to the counterparty. To the extent that the counterparty is not permitted to sell and/or repledge the assets in the absence of default, they are classified in the statement of financial position as pledged assets. These transactions are conducted under terms that are usual and customary to standard securities borrowing and lending activities.

The nature and carrying amounts of the assets pledged as collaterals are as follows:

	GROUP	
	30 September 2018	31 December 2017
	N 'million	N 'million
Treasury bills	117,282	85,642
Bonds	117,678	123,283
	<u>234,960</u>	<u>208,925</u>

21 Investment in subsidiaries**21.1 Principal subsidiary undertakings**

	COMPANY	
	30 September 2018	31 December 2017
	N 'million	N 'million
DIRECT SUBSIDIARIES OF FBN HOLDINGS PLC.		
First Bank of Nigeria Limited (Note 21 (i))	205,557	205,557
FBNQuest Capital Limited (Note 21 (ii))	4,300	4,300
FBN Insurance Limited (Note 21 (iii))	4,724	4,724
FBN Insurance Brokers Limited (Note 21 (iv))	25	25
FBNQuest Merchant Bank Limited (Note 21 (v))	17,206	17,206
	<u>231,812</u>	<u>231,812</u>
INDIRECT SUBSIDIARIES OF FBN HOLDINGS PLC.		
FBNQuest Trustees Limited (Note 21 (vi))	6,033	6,033
FBNQuest Funds Limited (Note 21 (vii))	4,550	4,550
	<u>10,583</u>	<u>10,583</u>
	242,395	242,395

All shares in subsidiary undertakings are ordinary shares. For all periods shown, the group owned the total issued shares in all its subsidiary undertakings except FBN Insurance Limited and New Villa Limited (Rainbow Town Development Limited) in which it owned 65% and 55% respectively. There are no significant restrictions on any of the subsidiaries. All subsidiary undertakings are included in the consolidation. The proportion of the voting rights in the subsidiary undertakings held directly by the parent company and the group do not differ from the proportion of ordinary shares held.

Subsidiary

	Principal activity	Country of incorporation	Proportion of shares held directly by parent (%)	Proportion of shares held directly by the group (%)	Statutory year end
First Bank of Nigeria Limited (Note 21 (i))	Banking	Nigeria	100	100	31 December
FBNQuest Capital Limited (Note 21 (ii))	Investment Banking & Asset Management	Nigeria	100	100	31 December
FBN Insurance Limited (Note 21 (iii))	Insurance	Nigeria	65	65	31 December
FBN Insurance Brokers Limited (Note 21 (iv))	Insurance	Nigeria	100	100	31 December
New Villa Limited (Rainbow Town Development Limited) (Note 21 (v))	Investment and General Trading	Nigeria	55	55	31 December
FBNQuest Merchant Bank Limited (Note 21 (vi))	Merchant Banking	Nigeria	100	100	31 December
FBNQuest Trustees Limited (Note 21 (vii))	Trusteeship	Nigeria	100	100	31 December
FBNQuest Funds Limited (Note 21 (viii))	Investment Banking & Asset Management	Nigeria	100	100	31 December

i First Bank of Nigeria Limited

The bank commenced operations in Nigeria in 1894 as a branch of Bank of British West Africa (BBWA), and was incorporated as a private limited liability company in Nigeria in 1969. The Bank was the parent company of the Group until 30 November 2012, when a business restructuring was effected in accordance with the directives of the Central Bank of Nigeria and FBN Holdings Plc became the parent company of the Group.

ii FBNQuest Capital Limited

FBNQuest Capital Limited is a private limited liability company incorporated in Nigeria and commenced operations on 1 April 2005. It is registered with the Securities and Exchange Commission (SEC) to undertake issuing house business. It is also involved in the business of asset management and financial advisory.

iii FBN Insurance Limited (Formerly FBN Life Assurance Limited)

In February 2010, NAICOM granted an operating licence to First Bank of Nigeria Plc. (First Bank) to establish a life assurance business in partnership with Sanlam Group of South Africa. Consequently, First Bank incorporated a subsidiary, FBN Life Assurance Limited. First Bank has a holding of 65% in the equity of FBN Life Assurance Limited. Consequent upon the restructuring of 2012, the investment is transferred to FBN Holdings Plc. and the name of the company was changed to FBN Insurance Limited in 2014.

iv FBN Insurance Brokers Limited

The company was incorporated under the Companies and Allied Matters Act CAP C20 LFN 2004, as a limited liability company on 31 March 1994 with the name 'Trust Link Insurance Brokers Limited'. The company prepared financial statements up to 31 March 1998 after which it became dormant. The company was resuscitated on 1 April 2000 as FBN Insurance Brokers Limited. The principal activity of the company is insurance brokerage business.

NOTES TO THE CONSOLIDATED FINANCIAL STATEMENTS
At 30 SEPTEMBER 2018

- v FBNQuest Merchant Bank Limited (formerly Kakawa Discount House Limited)
The Company was incorporated in Nigeria as a limited liability company on 14 February 1995 and was granted a license to carry on the business of a discount house and commenced operations on 16 November 1995. Recently, the Company has transformed into a merchant bank. The Central Bank of Nigeria (CBN) license for merchant banking was obtained in May 2015 and while merchant banking operations commenced on 2 November, 2015.
- vi FBNQuest Trustees Limited (First Trustees Nigeria Limited)
FBN Trustees Limited was incorporated in Nigeria as a limited liability company on 8 August 1979 and commenced business on 3 September 1979. The company was established to engage in the business of trusteeship as well as portfolio management, financial/ investment advisory services. Pursuant to the approval of the shareholders at the Annual General Meeting of FBN Holdings (FBNH) on May 26, 2016 and the approvals of the relevant regulatory bodies, the Group concluded the restructuring of N19.5billion convertible loan in FBN Trustees Limited (FTNL). The impact of the restructuring on the company was the write down of the investment against the share premium of FBNH.
- vii FBNQuest Funds Limited (First Funds Limited)
FBNQuest Funds Limited was incorporated on 14 November 2002. It commenced operations on 1 April 2003. Its principal activities are to carry on venture capital and private equity business.
- viii New Villa Limited (Rainbow Town Development Limited)
New Villa Limited is a special purpose vehicle incorporated on 28 November 2008. Its principal activities include real estate investments and general trading. The investment was fully impaired in December 2016. This subsidiary was reclassified as discontinued operations in December 2016.

NOTES TO THE CONSOLIDATED FINANCIAL STATEMENTS
At 30 SEPTEMBER 2018

21.2 Condensed results of consolidated entities

30 September 2018	FBN Holdings Plc. N'million	FBN Limited N'million	FBNQuest Capital Limited N'million	FBNQuest Merchant Bank Limited N'million	FBN Insurance Limited N'million	FBN Insurance Brokers Limited N'million	Rainbow Town Development Limited N'million	Total N'million	Adjustments N'million	Group N'million
Summarized Income Statement										
Operating income	1,775	283,908	4,021	10,640	12,203	392	-	312,939	(915)	312,024
Operating expenses	(2,598)	(165,640)	(1,892)	(7,002)	(7,804)	(325)	-	(185,262)	731	(184,531)
Impairment charge	-	(76,013)	(60)	(112)	-	-	-	(76,185)	-	(76,185)
Operating profit	(823)	42,255	2,069	3,526	4,399	67	-	51,492	(185)	51,307
Associate	-	-	33	-	-	-	-	33	-	33
Profit before tax	(823)	42,255	2,102	3,526	4,399	67	-	51,525	(185)	51,340
Income tax expense	(38)	(3,491)	(763)	(1,374)	(705)	(22)	-	(6,393)	-	(6,393)
Profit/ (loss) for the year	(861)	38,764	1,339	2,152	3,694	45	-	45,132	(185)	44,947
Loss from discontinued operations	-	-	-	-	-	-	(235)	(235)	185	(50)
Other comprehensive income	(139)	(7,665)	(32)	(763)	(100)	(20)	-	(8,720)	-	(8,720)
Total comprehensive income	(1,000)	31,098	1,307	1,389	3,594	24	(235)	36,177	-	36,177
Summarized Financial Position										
Assets										
Cash and balances with central banks	0	629,901	0	12,916	500	0	-	643,318	-	643,318
Loans and advances to banks	7,280	751,342	14,588	27,635	1,111	462	11	802,431	(10,989)	791,442
Loans and advances to customers	114	1,943,541	50	44,575	339	34	0	1,988,656	(64,116)	1,924,540
Financial assets at fair value through profit or loss	-	31,946	27,845	1,838	51,677	134	-	113,440	-	113,440
Investment securities	8,620	1,246,258	28,028	41,328	8,566	-	-	1,332,800	(54)	1,332,746
Assets pledged as collateral	-	234,960	-	-	-	-	-	234,960	-	234,960
Other assets	512	125,905	3,308	3,448	2,614	28	1,436	137,251	(1,452)	135,799
Inventory	-	-	-	-	-	-	44,204	44,204	(44,204)	-
Investment properties	-	-	1,893	-	100	-	-	1,993	-	1,993
Investment in associates	-	-	1,534	-	-	-	-	1,534	(144)	1,390
Investment in subsidiaries	242,395	-	-	-	-	-	-	242,395	(242,395)	-
Property, plant and equipment	476	87,633	201	1,841	2,458	58	5	92,671	344	93,015
Intangible assets	-	11,839	433	2,380	355	1	4	15,011	(4)	15,007
Deferred tax assets	-	11,234	565	9,713	-	17	-	21,529	-	21,529
Assets held for sale	-	-	1,022	-	-	-	-	1,022	37,776	38,798
	259,396	5,074,558	79,466	145,675	67,720	736	45,661	5,673,214	(325,238)	5,347,976
Financed by										
Deposits from banks	-	623,275	-	9,193	-	-	-	632,468	-	632,468
Deposits from customers	-	3,258,077	35,434	101,178	-	-	-	3,394,689	(10,993)	3,383,695
Financial liabilities at fair value through profit or loss	-	13,309	-	-	-	-	-	13,309	-	13,309
Current income tax liability	42	7,195	1,276	1,447	1,573	69	6	11,607	(6)	11,601
Other liabilities	7,366	205,280	3,598	7,196	2,186	286	1,877	227,790	(1,739)	226,052
Liability on investment contracts	-	-	18,050	-	18,390	-	-	36,440	-	36,440
Liability on insurance contracts	-	-	-	-	31,033	-	-	31,033	-	31,033
Borrowings	-	312,578	-	-	-	-	64,769	377,347	(64,769)	312,578
Retirement benefit obligations	-	1,876	11	2	-	-	-	1,889	-	1,889
Deferred tax liabilities	-	-	159	559	365	-	-	1,082	-	1,082
Liabilities held for sale	-	-	-	-	-	-	-	-	2,216	2,216
	7,408	4,421,591	58,526	119,576	53,548	355	66,652	4,727,655	(75,292)	4,652,363
Equity and reserves	251,989	652,967	20,940	26,099	14,173	381	(20,991)	945,560	(249,946)	695,613

22 Investment in associates (equity method)**i. Seawolf Oilfield Services Limited (SOSL)**

FBN Holdings Plc. holds 42% shareholding in Seawolf Oilfields Services Limited (SOSL). In 2014, Asset Mananagement Corporation of Nigeria (AMCON), a major creditor of SOSL, appointed a receiver manager to take over the business, resulting in the loss of significant influence of FBN Holdings Plc. in the company. Hence full impairment has been recognised on the investment. SOSL is a company incorporated in Nigeria and is involved in the oil and gas sector. SOSL has share capital consisting only of ordinary share capital which are held directly by the group; the country of incorporation or registration is also their principal place of business. SOSL is not publicly traded and there is no published price information.

ii. FBN Heritage Fund

FBN Heritage Fund is an open-ended Securities and Exchange Commission (SEC) registered mutual fund that invests in stocks, bonds, money market instruments, real estate and other securities in the Nigerian Capital Markets. FBN Heritage Fund is not publicly traded. However, the fund manager publishes daily unit price of the fund on the memorandum listing section of the Nigerian Stock Exchange. The unit price of the fund as at reporting date was N140 (Cost: N100).

22 Investment in associates (equity method)

	GROUP		COMPANY	
	30 September 2018	31 December 2017	30 September 2018	31 December 2017
	N 'million	N 'million	N 'million	N 'million
SOSL				
Cost	10,375	10,375	10,375	10,375
Impairment loss/accumulated share of loss	(10,375)	(10,375)	(10,375)	(10,375)
	-	-	-	-
FBN Heritage Fund				
Balance at beginning of period	1,357	1,114	-	-
Share of profit	33	430	-	-
Share of other comprehensive income/(loss)	-	(65)	-	-
Dividend received	-	(122)	-	-
At end of period	1,390	1,357	-	-
	1,390	1,357	-	-
23 Property, plant and equipment				
Cost	177,909	165,346	2,076	2,010
Accumulated Depreciation	(84,894)	(77,083)	(1,600)	(1,330)
	93,015	88,263	476	680

NOTES TO THE CONSOLIDATED FINANCIAL STATEMENTS
At 30 SEPTEMBER 2018**24 Intangible assets**

	GROUP	
	30 September 2018	31 December 2017
	N 'million	N 'million
Goodwill	4,787	4,723
Acquisition cost	27,803	25,568
Accumulated Amortisation	(17,583)	(14,080)
	<u>15,007</u>	<u>16,211</u>

25 Other assets

	GROUP		COMPANY	
	30 September 2018	31 December 2017	30 September 2018	31 December 2017
	N 'million	N 'million	N 'million	N 'million
Financial assets:				
Premium debtors	119	43	-	-
Accounts receivable	59,869	70,740	128	8,832
Reinsurance assets	1,868	1,652	-	-
	<u>61,855</u>	<u>72,435</u>	<u>128</u>	<u>8,832</u>
Less specific allowances for impairment	(9,817)	(8,973)	-	-
	<u>52,038</u>	<u>63,462</u>	<u>128</u>	<u>8,832</u>
Non Financial assets:				
Stock of consumables	3,148	2,021	-	-
Inventory - repossessed collateral	54,904	54,904	-	-
Prepayments	25,709	10,979	384	179
Others	-	1,365	-	-
	<u>83,761</u>	<u>69,269</u>	<u>384</u>	<u>179</u>
Net other assets balance	<u>135,799</u>	<u>132,731</u>	<u>512</u>	<u>9,011</u>

26 Investment properties

	GROUP	
	30 September 2018	31 December 2017
	N 'million	N 'million
At start of the period	1,993	3,003
Reclassification to asset held for sale	-	(1,008)
Net (loss)/gain from fair value adjustment	-	(2)
	<u>1,993</u>	<u>1,993</u>

27 Deposits from banks

	GROUP	
	30 September 2018	31 December 2017
	N 'million	N 'million
Due to banks within Nigeria	575,985	573,402
Due to banks outside Nigeria	56,483	91,964
	<u>632,468</u>	<u>665,366</u>

Deposits from banks only include financial instruments classified as liabilities at amortised cost and has a remaining period to contractual maturity of less than 12 months

NOTES TO THE CONSOLIDATED FINANCIAL STATEMENTS
At 30 SEPTEMBER 2018

28 Deposits from customers

	GROUP	
	30 September	31 December
	2018	2017
	N 'million	N 'million
Current	829,873	751,250
Savings	1,085,947	1,014,433
Term	989,544	881,196
Domiciliary	466,682	483,996
Electronic purse	11,649	12,464
	<u>3,383,695</u>	<u>3,143,339</u>

Deposits from customers only include financial instruments classified as liabilities at amortised cost.

29 Borrowings

	GROUP	
	30 September	31 December
	2018	2017
	N 'million	N 'million
Long term borrowing comprise:		
FBN EuroBond (i)	162,286	254,623
Due to Proparco (ii)	22,136	21,681
Due to African Development Bank (iii)	72,729	67,368
On-lending facilities from financial institutions (iv)	44,350	58,324
Borrowing from correspondence banks (v)	11,077	14,912
Due to Deutsche Bank	-	4,011
	<u>312,578</u>	<u>420,919</u>

The Group has not had any default of principal, interest or other breaches with respect to its liabilities during the period (2017: Nil).

(i) FBN Eurobond:

Facility represents dollar notes II issued by FBN Finance Company B.V., Netherlands on 18 July 2014 for a period of 7 years. The notes II bear interest at 8.00% per annum to the bank call date of 23 July 2019. From the call date up to the maturity date, the notes II bear interest at a fixed rate of 6.488% per annum plus the prevailing mid swap rate for United States Dollar swap transactions with a maturity of 2 years. The loans are redeemable, subject to having obtained the prior approval of the CBN, on the Bank call date of 23 July 2019, and not in part at the option of the issuer, at the liquidation preference amount plus any additional amounts and outstanding payments due. During the period ended 30 September 2018, the Bank exercised its option to redeem the US \$300 million notes I issued by FBN Finance B.V on 7 August 2013.

(ii) Due to Proparco:

Facility represents a long-term loan secured from Proparco on 16 May 2016 for a period of 8 years. The loan bears interest at the rate of 5.78% per annum.

(iii) Due to African Development Bank:

Facility represents a long-term loan secured from African Development Bank in January 2017 for a period of 4 years. The loan bears interest at the rate of LIBOR +3.5% per annum.

(iv) On-lending Facilities:

Included in on-lending facilities from financial institutions are disbursements from other banks and Financial Institutions which are guaranteed by First Bank of Nigeria for specific customers. These facilities include the BOI funds and CACS intervention funds. See further notes below.

a. CBN/BOI facilities

The Central Bank of Nigeria (CBN), in a bid to unlock the credit market, approved the investment of N200 billion debenture stock to be issued by the Bank of Industry (BOI), which would be applied to the re-financing/restructuring of bank's loans to the manufacturing sector. During the year, there was no additional disbursement by Bank of Industry (BOI) (2017: Nil) to First Bank of Nigeria Limited. The fund disbursed is for a period of 15 years effective from the disbursement date at an interest rate is 7% per annum.

b. CBN/CACS Intervention funds

The Central Bank of Nigeria (CBN) in collaboration with the Federal Government of Nigeria (FGN) represented by the Federal Ministry of Agriculture and Water Resources (FMA & WR) established the Commercial Agricultural Credit Scheme (CACS). During the year, there was no additional disbursement to First Bank Nigeria Limited (2017: N12.9 billion) for on-lending to customers as specified by the guidelines. Loans granted under the scheme are for a seven year period at an interest rate of 9% p.a.

(v) Borrowings from correspondence Banks:

Borrowings from correspondence banks include loans from foreign banks utilised in funding letters of credits for international trade.

NOTES TO THE CONSOLIDATED FINANCIAL STATEMENTS
At 30 SEPTEMBER 2018

30 Retirement benefit obligations

	GROUP	
	30 September 2018	31 December 2017
	N 'million	N 'million
<i>Defined Contribution Plan</i>	-	3
<i>Defined Benefits Plan</i>		
Gratuity Scheme (i)	-	(20)
Defined benefits - Pension (ii)	1,091	1,457
Gratuity Scheme (iii)	798	763
	1,889	2,203

Gratuity scheme (i)

This relates to the schemes operated by FBN Insurance Brokers as a non-contributory defined gratuity scheme whereby on separation, staff who have spent a minimum number of 5 years are paid a sum based on their qualifying emoluments and the number of periods spent in service of the entity. The balance on this scheme is deemed immaterial.

Defined benefit - Pension (ii)

First Bank of Nigeria Limited has an old Defined Benefit scheme, discontinued in March 2001. The funds are placed with fund managers and the Bank is under obligation to fund the deficit.

In addition, First Pensions Custodian Nigeria Limited (FPCNL), a direct subsidiary of First Bank of Nigeria Limited, has a non-contributory defined gratuity scheme for directors. Directors are paid a sum based on an approved scale and the number of years in service subject to a maximum of 9 years.

Gratuity scheme (iii)

This relates to the schemes operated by the subsidiaries of First Bank of Nigeria Limited as follows:

FBN Bank Congo (DRC) has a scheme whereby on separation, staff who have spent a minimum of 3 years are paid a sum based on their qualifying emoluments and the number of periods spent in service of the Bank. "FBN mortgages provide gratuity benefit to eligible staff who are confirmed and have spent minimum of 5 years and for Directors who have spent minimum of 2 years.

FBN Bank Guinea and FBN Bank Sierra Leone each have a graduated gratuity scheme for staff on separation where staff receives a lump sum based on their qualifying basic salaries on the number of year spent.

31 Other liabilities

	GROUP		COMPANY	
	30 September 2018	31 December 2017	30 September 2018	31 December 2017
	N 'million	N 'million	N 'million	N 'million
Financial Liabilities:				
Customer deposits for letters of credit	70,164	81,083	-	-
Accounts payable	29,013	92,973	-	-
Creditors	54,173	6,769	280	206
Bank cheques	17,351	22,827	-	-
Collection on behalf of third parties	12,390	11,156	-	-
Unclaimed dividend	7,055	6,342	7,055	6,342
Provisions and accruals	35,905	40,575	30	1,005
	226,052	261,725	7,365	7,553

Other liabilities are expected to be settled within no more than 12 months after the date of the consolidated statement of financial position.

32 Liability on investment contracts

	GROUP	
	30 September 2018	31 December 2017
	N 'million	N 'million
Long term clients	36,184	13,399
Short term clients	256	-
	36,440	13,399
Current	256	-
Non-current	36,184	13,399
	36,440	13,399

NOTES TO THE CONSOLIDATED FINANCIAL STATEMENTS
At 30 SEPTEMBER 2018

33 Share capital

	30 September 2018	31 December 2017
Authorised		
50 billion ordinary shares of 50k each (2017: 50 billion)	25,000	25,000
Issued and fully paid		
Movements during the period:	Number of shares In million	Share capital N 'million
At 30 September 2018	35,895	17,948
At 31 December 2017	35,895	17,948

34 Share premium and reserves

The nature and purpose of the reserves in equity are as follows:

Share premium: Premiums (i.e. excess over nominal value) from the issue of shares are reported in share premium.

Retained earnings: Retained earnings comprise the undistributed profits from previous years, which have not been reclassified to the other reserves noted below.

Statutory reserve: Nigerian banking regulations require banks to make an annual appropriation to a statutory reserve. As stipulated by S16(1) of the Bank and Other Financial Institutions Act of 1991(amended), an appropriation of 30% of profit after tax is made if the statutory reserve is less than the paid-up share capital and 15% of profit after tax if the statutory reserve is greater than the paid-up share capital.

Capital reserve: Reserve arising from business restructuring

Fair value reserve: The fair value reserve shows the effects of the fair value measurement of financial instruments classified as fair value through other comprehensive income. No gains or losses are recognised in the consolidated income statement.

Small scale investment reserve: This reserve is maintained to comply with the Central Bank of Nigeria (CBN) requirement that all licensed banks set aside a portion of the profit after tax in a fund to be used to finance equity investments in qualifying small and medium-scale enterprises. Under the terms of the guideline (amended by CBN letter dated 11 July 2006), the contributions will be 10% of profit after tax and shall continue after the first five years but banks' contributions shall thereafter reduce to 5% of profit after tax. However, this is no longer mandatory. The small and medium-scale industries equity investment scheme reserves are non-distributable.

Contingency reserve: As required by insurance regulations, a contingency reserve is maintained for both the non-life insurance and life assurance contracts underwritten by the Group. The appropriation to contingency reserve for non-life underwriting contracts is calculated in accordance with section 21(2) and 22(1)(b) of the Insurance Act 2003. The reserve is calculated at the higher of 3% of gross premiums and 20% of net profits of the business for the year. The appropriation to contingency reserve for life underwriting contracts is calculated at the higher of 1% of the gross premium and 10% of net profits of the business for the year. The appropriations are charged to the Life Fund.

Statutory credit reserve: The group determines its loan loss provisions based on the requirements of IFRS. The difference between the loan loss provision as determined under IFRS and the provision as determined under Nigerian Prudential guideline (as prescribed by the Central Bank of Nigeria) is recorded in this reserve. This reserve is non distributable.

Foreign currency translation reserve (FCTR): Records exchange movements on the Group's net investment in foreign subsidiaries.

NOTES TO THE CONSOLIDATED FINANCIAL STATEMENTS
At 30 SEPTEMBER 2018

35 Reconciliation of profit before tax to cash generated from operations

	GROUP		COMPANY	
	30 September 2018	30 September 2017	30 September 2018	30 September 2017
	N 'million	N 'million	N 'million	N 'million
Profit before tax from continuing operations	51,340	55,433	(823)	(780)
Loss before tax from discontinued operations	(50)	(837)	-	-
Profit before tax from including discontinued operations	51,290	54,596	(823)	(780)
Adjustments for:				
- Depreciation and amortisation	12,627	11,581	303	297
- Loss/(profit) from disposal of property and equipment	34	(93)	-	-
- Foreign exchange gains	(5,698)	(846)	-	-
- Net gains from investment securities	(4,982)	(835)	(4)	(15)
- Net losses/(gains) from financial assets at fair value through profit or loss	2,539	(8,598)	-	-
- Impairment on loans and advances	82,345	101,285	-	-
- Change in retirement benefit obligations	(314)	607	-	-
- Share of profit from associates	(33)	(256)	-	-
- Dividend income	(2,265)	(1,986)	-	-
- Interest income	(337,558)	(356,076)	(1,683)	(1,681)
- Interest expense	116,032	101,731	-	-
(Increase)/decrease in operating assets:				
- Cash and balances with the Central Bank (restricted cash)	(16,799)	100,331	-	-
- Loans and advances to banks	37,296	58,130	-	-
- Loans and advances to customers	(31,045)	(57,084)	(5)	-
- Financial assets at fair value through profit or loss	(23,540)	10,194	-	-
- Other assets	58,619	(11,664)	(299)	19
- Pledged assets	(26,035)	99,354	-	-
- Assets held for sale	11,351	921	-	-
Increase/(decrease) in operating liabilities:				
- Deposits from banks	(30,864)	190,595	-	-
- Deposits from customers	232,856	(166,821)	-	-
- Financial liabilities	3,905	(30,416)	-	-
- Liability on investment contracts	23,041	2,566	-	-
- Liability on insurance contracts	9,299	7,124	-	-
- Liability held for sale	(7,241)	205	-	-
- Other liabilities	(36,136)	51,142	(226)	(658)
Cash flow used in operations	118,724	155,687	(2,737)	(2,818)

36 Compliance with regulations

During the period, the Company paid penalties of N1.67million to the Securities and Exchange Commission and N2.1m to the Nigerian Stock Exchange for late submission of the audited financial statements for the year ended December 31, 2017.

37 Earnings per share

Basic earnings per share is calculated by dividing the net profit attributable to equity holders of the company by the weighted average number of ordinary shares in issue during the year, excluding the average number of ordinary shares purchased by the members of the group and held as treasury shares.

The company does not have potential ordinary shares with convertible options and therefore there is no dilutive impact on the profit attributable to the equity holders of the parent.

	GROUP		COMPANY	
	30 September 2018	30 September 2017	30 September 2018	30 September 2017
	N 'million	N 'million	N 'million	N 'million
Profit/(loss) from continuing operations attributable to owners of the parent (N'million)	43,655	44,994	(861)	(820)
Weighted average number of ordinary shares in issue (in million)	35,895	35,895	35,895	35,895
Basic/diluted earnings per share (expressed in naira per share)	1.22	1.25	(0.02)	(0.02)
Profit from discontinued operations attributable to owners of the parent (N'million)	(27)	(837)	-	-
Weighted average number of ordinary shares in issue (in million)	35,895	35,895	35,895	35,895
Basic/diluted earnings per share (expressed in Kobo per share)	(0.00)	(0.02)	-	-